

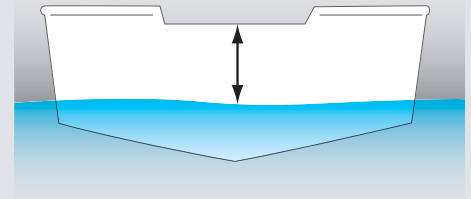
MOTOR SELECTION GUIDE

WATERSNAKE SHAFT LENGTH GUIDE

With your boat in water, measure the distance from the mounting surface of the transom or bow to the water level. The guide shown right will assist you to find the shaft length that best suits your boat.

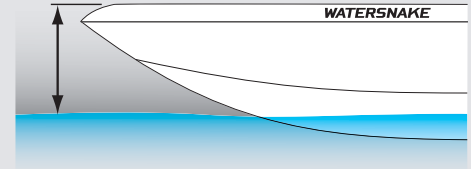
Transom Mount to Water Level	Suggested Shaft Length
Up to 10"	30"
10" to 14"	36"
14" to 20"	42"
20" to 22"	48"
22" to 24"	54"

Transom Mount Measurement



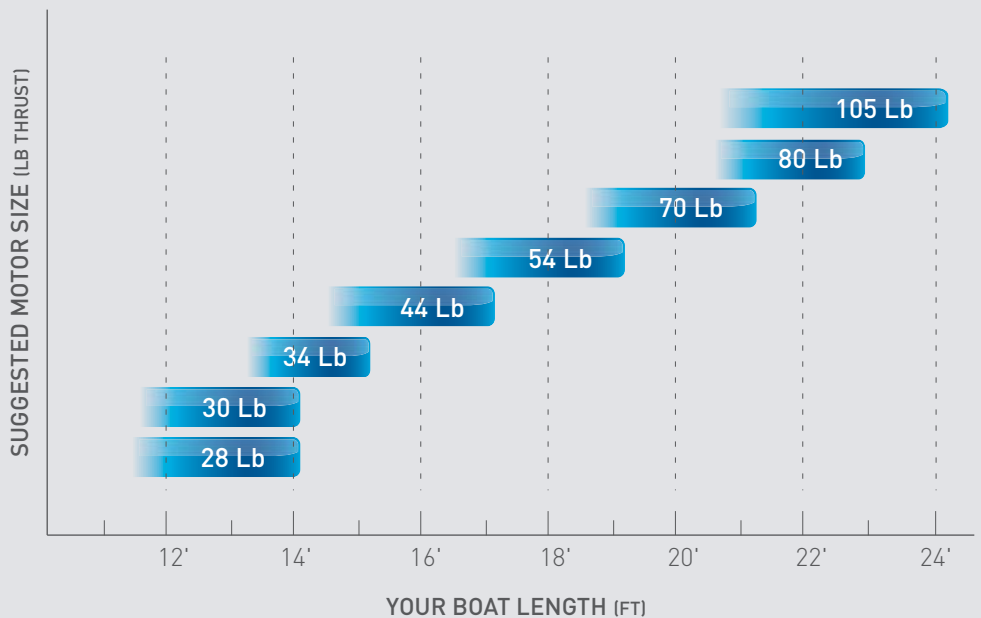
Bow Mount to Water Level	Suggested Shaft Length
14" to 20"	42"
20" to 26"	48"
26" to 32"	54"
32" to 36"	60"

Bow Mount Measurement



WATERSNAKE MOTOR SIZE GUIDE

The graph shown right is a general guide only. Always speak with your dealer regarding the size of motor that is most appropriate for your boat.



WATERSNAKE CARE & MAINTENANCE

To ensure you experience years of trouble free use from your Watersnake motor we strongly suggest that after each day's fishing that you rinse your motor to move any saltwater deposits. Also check the propeller is free from weed or old fishing line and use the propeller nut

spanner provided with your motor to ensure the prop nut is always tightened. If you experience any problems please contact your closest service centre or contact the original place of purchase.