

2009★2010



TOUGHER. STRONGER. SMARTER.

TOUGHER. STRONGER. SMARTER.

Otter Outdoors™ is a division of Innovative Outdoor Solutions, Inc.
411 West Congress Street / Maple Lake MN 55358
Toll Free 1.877.466.8837
www.otteroutdoors.com
www.wild-outdoors.com

IT'S TOUGH TO BE THE BENCHMARK...
WHEN THE COMPETITION CAN'T REACH THE BENCH.



At Otter Outdoors, every day starts with the same three questions. Is it Tougher? Is it Stronger? Is it Smarter? If the answer is no, we toss it and start all over. Our sleds are a perfect example of this commitment. With over 30 years of experience in the molding business, we've learned a thing or two about how to do things right. To make a sled that lasts, you need just the right mix of rigidity and flexibility. Too much of one, and not the other, results in a sled that is either extremely brittle, or pathetically soft.

OTTER SLEDS

SLED TYPE	SIZE	WGT	TYPE OF OTTER HOUSE THAT WILL FIT	ITEM
First Ice	54"L x 28"W x 12"H	17 lbs	None	1000
Mini	44"L x 22"W x 11"H	8 lbs	None	1110
Small	54"L x 26"W x 13"H	16 lbs	None	1120
Small Ultra - Wide	54"L x 32"W x 13"H	24 lbs	Otter Cottage (1 person ultra-wide fish house)	1100
Medium	64"L x 32"W x 15"H	32 lbs	Otter Cabin (2 person fish house)	1130 BLK
Magnum	74"L x 38"W x 15"H	42 lbs	Otter Lodge (2-3 person fish house)	1140 BLK
Large	84"L x 44"W x 17"H	64 lbs	Otter Resort (3 person fish house)	1150
X-Large	94"L x 42"W x 19"H	75 lbs	None	1160

* Height measured at tallest point.

OTTER SLED FEATURES

Virgin Polyethylene Blend – Provides the perfect balance of rigidity and flexibility delivering Otter's legendary strength and durability.

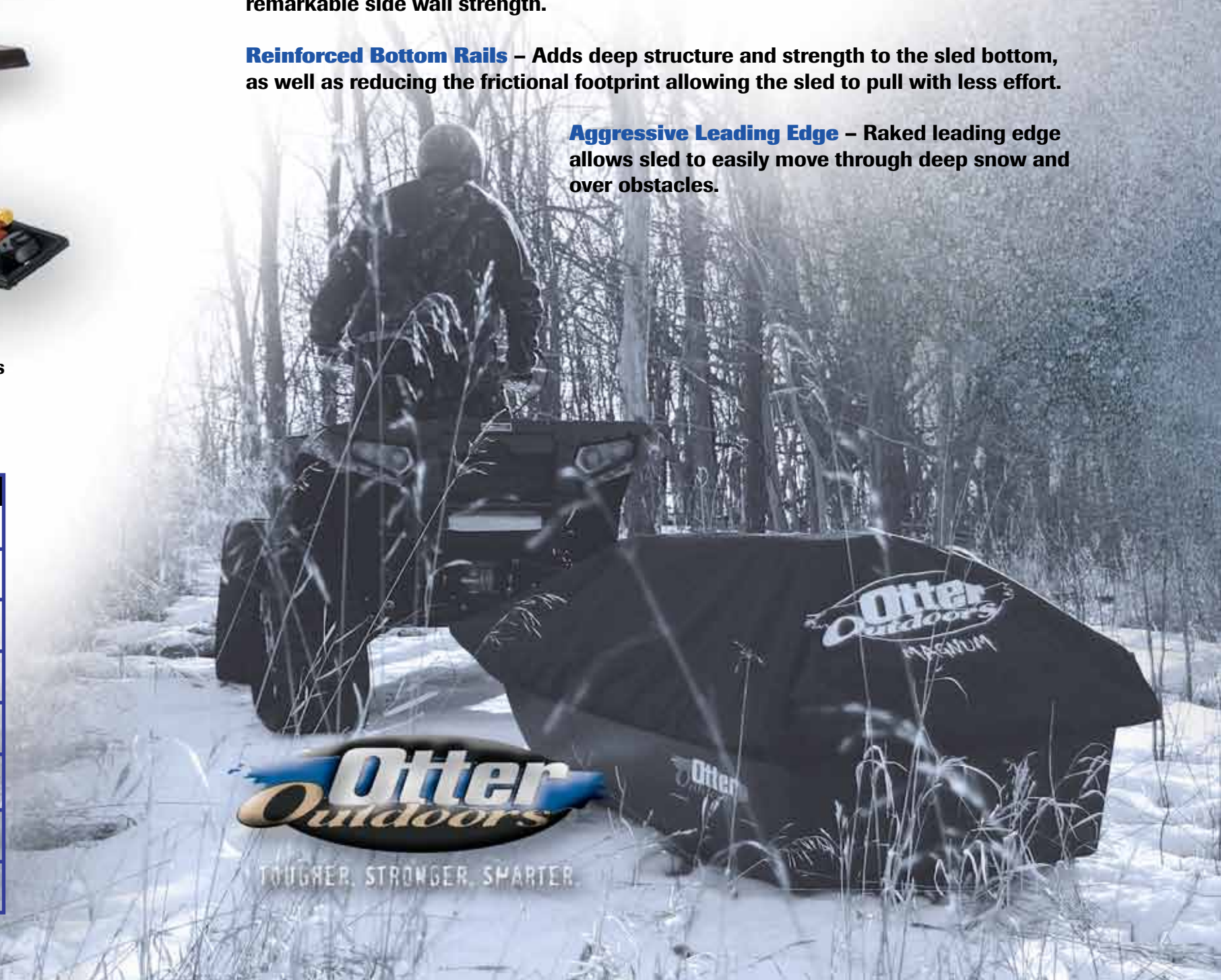
Molded-in Hitch Pockets – Featuring dual hitch pockets for unmatched pulling strength and superior stability over rough terrain.

5/16" Standard Base – Delivers the hardest-wearing and longest-lasting sled base in the industry.

Thick Reinforced Outer Lip – The purposefully engineered structure results in remarkable side wall strength.

Reinforced Bottom Rails – Adds deep structure and strength to the sled bottom, as well as reducing the frictional footprint allowing the sled to pull with less effort.

Aggressive Leading Edge – Raked leading edge allows sled to easily move through deep snow and over obstacles.



TOUGHER. STRONGER. SMARTER.

IT'S ONLY GOT ONE JOB. HAULING YOUR STUFF...



WILD SERIES SLEDS

Whatever it is, wherever it is, the Wild Series Sleds from Wild Outdoors are the perfect tool to get your stuff from here to there and back again. Whether you are working around the house, or hauling out from the middle of nowhere, these sleds are built for durable all terrain dependability.

SLED TYPE	SIZE	ITEM
Mini	44"L x 22"W x 10"H	1005
Small	54"L x 26"W x 15"H	1010
Small Ultra-Wide	54"L x 32"W x 15"H	1020
Medium	65"L x 32"W x 15"H	1030
Large	74"L x 38"W x 17"H	1040

* Height measured at tallest point.

100% Polyethylene Construction – Durable all season material for years of rugged dependability.

Molded-in Hitch Pockets (does not include Mini) – Featuring dual hitch pockets per side for unmatched pulling strength and superior stability over rough terrain.

Reinforced Outer Lip – The purposefully engineered structure results in better side wall strength.

Reinforced Bottom Rails – Adds deep structure and strength to the sled bottom, as well as reducing the frictional footprint allowing the sled to pull with less effort.

Aggressive Leading Edge – Raked leading edge allows sled to easily move through deep snow and over obstacles



* Tow rope included with small and medium

WILD SPORT SERIES SLEDS

Built to be a lighter weight version of the WILD Series, the Sport Series from WILD Outdoors are the perfect tool for landscape projects or that early season ice.

SLED TYPE	SIZE	ITEM
Small	44"L x 22"W x 9"H	1610
Medium	55"L x 24"W x 10"H	1620
X-Large	65"L x 32"W x 17"H	1630

* Height measured at tallest point.





ICE CAMO



TOUGHER. STRONGER. SMARTER.

FOR THOSE WHO GO TO EXTREMES, CUTTING CORNERS JUST DOESN'T CUT IT.

Sure, it's not for everyone. Most folks will never challenge the added strength of the over-size Modified Square Tube Frame or the smooth action of the Ultra-Glide System. The majority will never venture out long enough to appreciate the Impenetrable

Polyester Shell, or put on enough miles to value the Legendary

Otter Sled. The simple design and practical functionality of the seating and attachment systems will, for the most part, go

unnoticed, until you've spent some serious time on

the ice. Otter Outdoors PRO Series Packages are designed and built with the Hardcore Ice Angler in mind. For those who go to extremes, cutting corners just doesn't cut it.

PRO SERIES PACKAGES

	PKG TYPE	SETUP	COLLAPSED	WGT	INCLUDES	ITEM
ICE CAMO	Ice Cottage - 1 person	54"L x 77"D x 63" H	54"L x 32" W x 18" H	70 lbs	house, small ultra wide sled, and one swivel padded seat	2605
	Ice Cabin - 2 person	66"L x 84"D x 70.5" H	65"L x 36" W x 20" H	95 lbs	house, medium sled, and two swivel padded seats	2635
	Ice Lodge - 3 person	74"L x 98"D x 77" H	74"L x 38" W x 20" H	110 lbs	house, magnum sled, and two swivel padded seats	2645

Already own a Otter II Sled? Transform it into a PRO Series fishing package with these House Kits.

	PART #	DESCRIPTION	QTY	COLOR
HOUSE KITS	2205	Cottage House & Frame Only	1	Ice Camo
	2235	Cabin House & Frame Only	1	Ice Camo
	2245	Lodge House & Frame Only	1	Ice Camo
	2255	Resort House & Frame Only	1	Ice Camo

PRO SERIES FEATURES

Multi-Directional Seat Adjustment System

Cushion swivel seats with forward-to-backward and side-to-side seat adjustment capability for ultimate fishing comfort.



Custom Trim-Lock System

Allows your Otter fish house to attach quickly and conveniently to your Otter sled.



Oversized, Supertuff 801 Nylon Inserts Makes for a smooth and efficient plastic-on metal gliding action. Eliminates binding and burring found with conventional metal-on-metal tubing.

Heavy Duty 900 Denier Polyester Shell with Black-Out Interior

Two Closable Top Vents

Custom Trim-Lock attachment System

Interior Skirt and Extra Long Perimeter Skirting

License and Address Holder

Adjustable, Swivel Bucket Seating with High Density Foam Padding and Folding Backrest

Ultra-Strong Modified Square Tube Aluminum Frame with Ultra-Glide


Wind Support Poles Included

Flame Retardant, Crack Resistant Closable Windows

Reflective Material on All Sides

Interior Storage Pouch

Two-Way Zipper Door



IT'S TIME TO GO YOUR OWN WAY...



Tired of following the pack? If finding fish for you is more than just getting cozy with the nearest shanty town, Wild Outdoors has your ticket. The WILD Series Ice Packages are proof positive that a conventional shelter can absolutely deliver on the premium attributes that serious ice anglers demand. So, why settle when you don't have to? Feature for feature in the category, Wild Series Ice Packages are in a class by themselves. We've incorporated the critical elements that are essential to a successful, hassle free day on the ice, so you can stay focused on finding your very own "sweet spot".

WILD PACKAGES

PKG TYPE	SETUP	COLLAPSED	WGT	INCLUDES	ITEM
Wild 1	54"L x 79"D x 65" H	54"L x 32" W x 15" H	74 lbs	house, small ultra wide sled, custom bench seating and durable travel cover	2120
Wild 2	64"L x 84"D x 72.5" H	64"L x 32" W x 17" H	89 lbs	house, medium sled, custom bench seating and durable travel cover	2130
Wild 3	74"L x 97"D x 77" H	74"L x 38" W x 17" H	113 lbs	house, large sled, custom bench seating and durable travel cover	2140

WILD SERIES FEATURES



Custom Trim-Lock System
Allows your Wild fish house to attach quickly and conveniently to your Wild sled.

Thick 600 Denier Polyester Shell with Black-Out Interior

Two Closable Top Vents

Custom Trim Lock Attachment System

License and Address Holder

Interior Skirt and Extra Long Perimeter Skirting

Fold Down Bench Seating

Bend Resistant Durable Square Tube Frame with Ultra-Glide

Wind Support Poles Included

Flame Retardant, Crack Resistant Closable Windows

Reflective Material on All Sides

Interior Storage Pouch

2-Way Zipper Door

Bench Seat

Ultra comfortable bench seating provides cushioned seat bottom and folding backrest for hours of enjoyable fishing. Seat also hinges up and out of the way for easy access to gear.



**WILD
OUTDOORS**

SLED & HOUSE ACCESSORIES



TOUGHER. STRONGER. SMARTER.



Hyfax Kits

Optional high density plastic runners are 5/8" thick and bolt onto the sled bottom. Geared for the high-miler who needs extreme durability.

- #1206 - Fits Otter Small Ultra-Wide, Sled and Wild 1.
- #1226 - Fits Otter Small Sled.
- #1236 - Fits Otter Medium Sled and Wild 2.
- #1246 - Fits Otter Magnum Sled and Wild 3.
- #1256 - Fits Otter Large Sled.



Sportsman's Caddys

Convenient Storage box easily attaches and removes from seat rail. Features large interior storage space, tray insert for lures and beverages, and a closable lid.

- #2950 - Fits all Pro Series Ice Packages




Otter Sled & House Travel Covers

Fabric is extremely durable and waterproof with a sewn-in shock cord to seal out snow, slush, etc. Cover is designed to fit the sled with fish house and seats attached.

- #1300 - Fits Small Ultra-Wide Sled
- #1320 - Fits Small Sled
- #1330 - Fits Medium Sled
- #1340 - Fits Magnum Sled
- #1350 - Fits Large Sled
- #1360 - Fits X-Large Sled

Pro Series Covers

- #1800 - Fits Cottage House/Sled Package
- #1830 - Fits Cabin House/Sled Package
- #1840 - Fits Lodge House/Sled Package
- #1850 - Fits Resort House/Sled Package



Universal Sled Tow Hitch Adapter

This universal adapter allows you to utilize the Otter Tow Hitch kit on any other manufacturers sled.

- #0401

Sled Tow Hitch

Absolutely the strongest Sled Tow Hitch on the market! HD steel tubing with baked on finish for incredible strength and durability. Spring-loaded coupler absorbs shock and also pivots. Small, Med, Mag, and Large Hitches easily attach to your Otter Sled with our supplied hitch pins. X-Large hitch features a metal bracket that bolts onto the sled front for extreme strength.

- #0400 - Fits Otter small, Med, Mag Sleds and all Wild House Package Sleds and Wild XL Sport.
- #0450 - Fits Otter Large Sled.
- #0460 - Fits Otter X-Large Sled.

SLED & HOUSE ACCESSORIES



Rod Case

100% super-tough polyethylene plastic! Lightweight, outstandingly durable. Features foam-lined interior. Protects & secures 4 rods, or 2 rods and a small tackle box. Dimensions: 40" L x 13" W.

#2909



Auger Shield

Full length and constructed of 100% super-tough polyethylene plastic. Protects you and your gear from the sharp metal edges of the blade. Molded-in-handle for ease of carrying!

#0028 - Fits 8" auger

#0038 - Fits 10" auger

Adjustable Rod Holder

Made from powder-coated steel, mounts in your Otter fish house and many other portable houses.

#2990



Cushion Bracket Seat

Adjustable metal bracket supports cushioned seat with folding backrest and 360° swivel action.

#2540 - Fits Otter Small, Med, and Mag Sleds.

#2550 - Fits Otter Large Sled.



Seat shown up.



Bench Seat

Dense foam padding with folding backrest. Bench flips up to store gear with ease. Back folds forward allowing travel cover to fit over sled with seat attached.

#1500 - 36" Wide - Fits Otter Small Ultrawide Sled.

#1520 - 36" Wide - Fits Otter Small Sled.

#1530 - 48" Wide - Fits Otter Medium Sled.

#1540 - 48" Wide - Fits Otter Magnum Sled.

#1550 - 66" Wide - Fits Otter Large Sled.

PARTS LIST

PART #	DESCRIPTION	QUANTITY
2940	Replacement Pins for 0400 Hitch	2
2941	Replacement Pins for 0450 Hitch	2
2900	Round Pole C-Clips - 3/4"	1
2910	Round Pole C-Clips - 7/8"	1

OTTER MONSTER BOXES

Like no other ATV Boxes on the market today, the Otter Monster Box Series lives up to their reputation, Tougher, Stronger, Smarter. Made of 100% virtually indestructible polyethylene and loaded with features and options, these boxes offer serious storage and containment.



BOX TYPE	SETUP	CAPACITY	ITEM
Small ATV Box / std. lid	18"L x 36"W x 9"D	3.5 Cubic Ft.	4410
Small ATV Box / ext. lid	18"L x 36"W x 9"D	3.5 Cubic Ft.	4420
Medium Rear ATV Box	35"L x 42"W x 19"D	10.5 Cubic Ft.	4430
Large Rear ATV Box	43"L x 42"W x 26"D	15 Cubic Ft.	4450

** Only available in black*



Optional Bucket Holder

Slides onto the side of your ATV Monster Box and holds a 5 gallon pail.

#4920 - Fits Med. and Large ATV Monster Boxes.

Optional Auger Shield

Slides onto the side of your ATV Monster Box and holds a 10" ice auger.

#4930 - Fits Med. and Large ATV Monster Boxes.



ATV Rod Case

Lightweight outstandingly durable. Features a foam lined interior which protects and secures 4 rods, or 2 rods and a small tackle box. Slides onto the side of your ATV Monster Box. 40" L X 13" W.

#4940 - Fits Med. and Large ATV Monster Boxes.



Gas, & Water Tanks

Slides onto the side of your ATV Monster Box.

Gas - **#4538** - Holds 3 gal.
#4658 - Holds 3.5 gal.

Water - **#4536** - Holds 3 gal.
#4656 - Holds 3.5 gal.

Fits Med. and Large ATV Monster Boxes.

