

CATALOG
2011

 **BAFFIN**
POLAR PROVEN



WHAT'S THE STORY BEHIND "POLAR PROVEN"?



WITH YOU EVERY STEP OF THE WAY

When polar enthusiasts trek to the North or South Poles they subject themselves and their footwear to the most demanding conditions imaginable. The extreme cold temperatures, howling winds, ice flows of the Arctic and the high altitude of the Antarctic make these treks arguably the harshest in the world. This makes the Poles the perfect place for field testing Baffin boots.

In January 2008 I had the privilege of trekking from the 89th parallel, across the Antarctic plateau to the most southern point on earth, the geographic South Pole. Later that same season I skied over the ice flows of the arctic; trekking the last degree to the geographic North Pole. For both adventures I am proud to have worn the same pair of Baffin boots. Hauling gear over frozen rubble, fighting shifting ice packs, open water leads, gale force winds and -35 degree temperatures, I can honestly say my Baffin's never let me down.

By getting out and experiencing Baffin product in this way, along with the feedback we receive from our full team of polar guides, we are able to constantly improve and refine our footwear using true first-hand experience. Baffin does not dream this up in a marketing board room but lives the brand. It doesn't stop there however. We listen to input from our community of outdoor enthusiasts and fine retail partners to ensure that our products are the best they can be. I am proud to say that Baffin was the choice of many independent expeditions. More people stand on the poles in Baffin's than any other brand.

At Baffin we believe in living the brand. With this focus we are proud to add a complete Baffin clothing system to ensure any polar adventurer can be outfitted from head to toe. We remain focused on being the undisputed leader in outdoor performance footwear and apparel; providing quality, comfort and protection through constant real world testing and technical innovation.

Baffin; Polar Proven, living the brand!

Paul Hubner President, Baffin Inc.

APPAREL	3
OUTER LAYER	3
SOFT SHELL	4
MID LAYER	5 - 6
BASE LAYER	7 - 8
GLOVES	9 - 10
HEADGEAR	11 - 12
BOOTS	13 - 14
MEN	
POLAR SERIES	15 - 16
EPIC SERIES	17 - 18
REACTION SERIES	19 - 20
CASCADE SERIES	21 - 22
POWERSPORT SERIES	23 - 24
HUNTSMAN SERIES	25 - 26
UNISEX	
ALL WEATHER SERIES	27 - 28
MARSH SERIES	29 - 30
SOFT SHELL SERIES	31 - 32
CUSH SERIES	33 - 34
WOMEN	
ARCTIC SERIES	35 - 36
DRIFT SERIES	37 - 38
BELLA SERIES	38 - 39
MIKU SERIES	40 - 41
JUNIOR, YOUTH & CHILD	
YOUNG EPIC SERIES	42 - 43
SNOWTRACK SERIES	44 - 45
TRAIL TO RAPIDS	46 - 47
COLOUR GUIDE	48 - 49

OUTER LAYER PARKAS & PANTS

MENS & WOMENS

FORM FOLLOWS FUNCTION

Over the last few years I have had the great experience of skiing to both the North and South Poles as well as skiing and dog sledding across Baffin Island's Auyuittuq national park. Over the course of these expeditions I have had the opportunity to test not only our boots but also a full cross-section of winter gear. Some of it has worked and others, well not so much. Some gear was almost there but I have found that the vast majority of apparel has been designed with the casual user in mind and most required a little tweaking. With this base as well as input from a number of polar guides, we have developed a complete Baffin clothing system that can outfit any polar adventurer from head to toe. While you may not be planning a full blown polar journey you can be assured that Baffin's Polar Proven gear will get you down through a full on powder day, a weekend winter camping trip or a hike with man's best friend.



Paul Hubner
President, Baffin Inc.

POLAR PARKA

- Inner and outer wind block zipper
- Adjustable hood
- Vapour barrier inner layer



OUTR-U001 Unisex Sizes
S/M/L/XL/XXL
• GL2 Expedition Gold

POLAR PANT

- Full 2-way zipper



OUTR-U002 Unisex
Sizes S/M/L/XL/XXL
• GL2 Expedition Gold



SOFT SHELL JACKETS & PANTS

SOFT SHELL HOODED JACKET

- Adaptable hood protects you from winter elements and can fit over a helmet
- 2 way zippers allow for adjustable breathability
- Soft-shell fabric allows for maximum comfort, mobility and water resistance
- Multiple interior and exterior pockets allow for versatile storage
- High visibility zippers



Women's SHEL-W001
• BK1 Black

Men's SHEL-M001
• BK1 Black



Women's SHEL-W003
• BK1 Black

Men's SHEL-M003
• BK1 Black

SOFT SHELL PANTS

- Soft Shell Exterior stands up against snow and wind, while the fleece interior keeps you warm!
- Easy Slide Fabric makes it easier for you to layer under, before heading out!
- Maximum breathability, waterproof seat, reinforced knees

FEATURES AT A GLANCE

- Wind and Water Resistant
- High visibility zippers
- Interior allows for easier layering
- Fabric Stretches for maximum comfort and mobility
- Down parka is premium 800 fill

SIZES AVAILABLE

	Men	Women
SML		•
MED	•	•
LRG	•	•
XLG	•	
XXL	•	

MID-LAYER TOPS, VESTS & PANTS

MENS & WOMENS

MID-LAYER HALF ZIP

- Lightweight material acts as a great mid layer, fitting easily under other layers, or wear it on its own!
- 2 Way Half Zipper offers ventilation and extra breathability



MIDL-W001 Unisex Size
• BK1 Black



MIDL-M001 Unisex
• BK1 Black

MID-LAYER HALF VEST

- A great layering piece or wear it on its own on a cold day!
- Keeps your core warm while providing maximum mobility in your arms
- Zippered Pockets offer a place to keep your hands warm, while a Chest Pocket offers storage for your essentials



Women's MIDL-W002
• BK1 Black



Men's MIDL-M002
• BK1 Black



MID-LAYER PANT

- A Sleek and Comfortable fit make these perfect for wearing on their own, or wear these sandwiched in between layers to guarantee warmth!



Women's MIDL-W004
• BK1 Black



Men's MIDL-M004
• BK1 Black

FEATURES AT A GLANCE

- Wind and Water Resistant
- High visibility zippers
- Interior allows for easier layering
- Fabric Stretches for maximum comfort and mobility

SIZES AVAILABLE

	Men	Women
SML		•
MED	•	•
LRG	•	•
XLG	•	
XXL	•	

BASE-LAYER TOPS, PANTS & SOCKS

MENS & WOMENS

BASE-LAYER TOPS AND PANTS

- Incredible stretch provides a form fitting end result
- Body Mapping allows extra breathability in high sweat areas
- Seamless Sides ensure an ultra-comfortable feel against your body!
- Flex zones provide support or give for reduced fatigue and increases comfort



Women's BASE-W001
• GY2 Charcoal



Men's BASE-M001
• GY2 Charcoal



Women's
BASE-W002
• GY2 Charcoal



Men's
BASE-M002
• GY2 Charcoal



FEATURES AT A GLANCE

- High Wick-ability
- Thermal without the traditional sweater itch
- Specific Men's & Women's Cuts
- Anti Microbial
- Body Mapping Zones
- Designed to work with Baffin Inner Boot Systems

SOCKS

- Available in both Crew and Under Knee styles
- High Durability in the toe and heel area provide resistance to wear
- Specifically Designed for use with Baffin inner boot systems
- High Wick Hydromax Yarn



Crew Sock
SOCK-U001
• BK1 Black

Under Knee
SOCK-U002
• BK1 Black

SIZES AVAILABLE

	Men	Women
SML		•
MED	•	•
LRG	•	•
XLG	•	
XXL	•	

GLOVES MITTS, GLOVES & LINERS MENS & WOMENS



POLAR MITT

- Extended Cuff and Elastic Draw Cord ensure a tight seal with your coat and help insulate your arms!
- Removable Lining gives you different ways to wear it for varying temperatures and activity levels
- Leather patch provides extra grip and wear on palm and thumb
- Outer wrist cord to ensure mitts don't blow away while removed
- Inner mitt uses Baffin's "B-Tek High Loft" insulation



GLOV-U001
Unisex Sizes:
SML/MED/LRG/XLG
• BK1 Black



GAUNTLET GLOVE

- Leather patch provides extra wear and grip on palm and fingers
- Draw Cord on extended cuff helps insulate arms and eliminates exposure to the chilly outdoors.
- Baffin's B-Tek insulation



GLOV-U002
Unisex Sizes:
SML/MED/LRG/XLG
• BK1 Black



GLOVE LINER

- Fabric provides stretch and breathability
- Form fitting high dexterity liner
- Silicon Grips at the end of each finger ensure maximum grip
- Can be used with Polar Mitt or Gauntlet Glove



GLOV-U005
Unisex Sizes:
SML/MED/LRG/XLG
• BK1 Black

TECH-WEIGHT GLOVE

- Baffin's revolutionary new Tech-Weight gloves hit the sweet spot for nearly every winter day. Versatile mid-weight warmth; completely waterproof, with exceptional rubberized grip.
- Pre-curved fingers provide dexterity and terrific fit; grab-tab for easy on-off; ideal for snowmobiling, skiing, winter trekking, and of course spontaneous snowball fights.

GLOV-U006
Unisex Sizes:
SML/MED/LRG/XLG
• BK1 Black

FEATURES AT A GLANCE

- High Dexterity Gloves and Mitts
- 3D Form Fitting
- Covers your exposed areas to provide complete warmth

HEADGEAR HATS, NECKWARMERS & FACE MASKS MENS & WOMENS



STRETCH FLEECE TOQUE

HEAD-U002
One Size Only
• BK1 Black

FOG OFF FACE MASK



HEAD-U004
One Size Only
• BK1 Black

BALACLAVA

- Form Fitting Design allows for a great fit while minimizing exposure to cold air temperatures
- Extended Bottom provides full neck coverage
- Use with Fog-off mask for full protection



HIGH WICK

HEAD-U007
One Size Only
• BK1 Black

FLEECE

HEAD-U001
One Size Only
• BK1 Black



HEAD-U003
One Size Only
• BK1 Black

BASE LAYER SKULL CAP

- Simple but effective design
- Keeps your head warm in highly active wear
- Stretch Design will fit just about any head!

STRETCH FLEECE NECK WARMER

HEAD-U005
One Size Only
• BK1 Black



FLAP HAT

HEAD-U006
One Size Only
• BK1 Black



HOW WE DEVELOP BOOTS THAT ARE POLAR PROVEN



THE SOLE OF A BAFFIN BOOT

Every aspect of a Baffin outsole has been meticulously thought out and developed to be the most functional possible. From the tread patterns, designed for maximum grip in their specific applications, to the materials used to strike the perfect balance between traction, flexibility, light weight and durability, the construction of the contact point between a Baffin boot and the terrain is second to none. In addition, Baffin has three new series incorporating Baffin's Icepaw technology.

UNIQUE BAFFIN INNER BOOT SYSTEM

Our multi-layer inner boot system creates a warm boot because body moisture is wicked away. A Hydromax II layer, similar to the material used in babies' diapers, combined with a B-Tek four channel hollow fibre layer acts as a moisture control system keeping the foam dry and funneling water vapour out of the boot as opposed to felt packs used in other boots that compress over time and retain water.

We've upgraded our innermost layer to an improved 'Thermaplush'. It's a chamois leather-like material that feels remarkably soft and smooth.

Over a decade ago Baffin started out by revolutionizing the waterproof boot market as one of the first companies to use injection moulding of easily recyclable synthetic polymers in place of traditional vulcanized rubber. More than a decade of constant R&D and in-field testing has led Baffin to produce the leading edge, technical footwear presented in this catalogue.

A vaporized aluminum membrane has a silver surface which reflects energy back towards the foot. In our boots that are rated for very low temperatures, we use two of these.

UPPERS TAILORED FOR PERFORMANCE AND ELEGANCE

We use a wide range of materials for uppers depending on the functionality as required. For the Conviction series we use Timberwolf, a full-grain leather enhanced with silicone to replace some of its natural oils. On the Power-Sport series, preferred by snowmobilers and ATVers, we use extra-strong carbon fibre leathers to help protect the ankle, calf and shin from impact and penetration injuries.

FASTENING SYSTEMS FOR FUNCTION AND CONVENIENCE

Unlike footwear for average settings, in polar regions and under harsh conditions it is essential that boots can be taken on and off easily with gloved hands. All our buckles are made exclusively for Baffin out of the best cold crack resistant materials available. Our boots can be secured with either a single or double buckle. For the Pivot boot, in the Powersport series, the innovative Boa wiring system is placed on the back of the boot - out of the way and easy to adjust on the fly.

NEW ARRIVALS!



ENDURANCE POLAR SERIES



MADISON BELLA SERIES



DUKE CASCADE SERIES



BANDIT SNOWTRACK SERIES

DESIGNED FOR EXTREME COLD.



PREMIUM WATERPROOF COLDFLEX SHELL

TOP OF BOOT

-100 °C
-148 °F

VAPORIZED ALUMINUM MEMBRANE

COLD ENVIRONMENT OUTSIDE

POLYESTER/WOOL BLEND LAYER

VAPORIZED ALUMINUM MEMBRANE

EFFICIENT B-TEK 4 CHANNEL HOLLOW FIBRE INSULATION

HYDROMAX II MOISTURE RESERVOIR

EFFICIENT B-TEK 4 CHANNEL HOLLOW FIBRE INSULATION

HEAT

MOISTURE

FORM FITTING BAFFIN POLYMECH FOAM

WARM ENVIRONMENT INSIDE

THERMATUF NEXT-TO-FOOT WICKING COMFORT LAYER

BOTTOM OF BOOT

POLAR SERIES MENS 4000

Baffin's Polar Proven specialized boots are rated to perform at -100°C/-148°F. It's hard to find anywhere on the planet that truly gets that cold but there are plenty of days when it feels that way. On those days you need the comfort and warmth that our Polar Expedition Series delivers.

Tested at both the North and South Poles, these boots perform flawlessly even under the most demanding conditions. Our unique eight-layer Thermoaplush liner, double heat reflecting core, and cold-resistant polyurethane midsole bonded directly to the shell and then attached to a premium polar compound rubber outsole delivers all-day satisfaction.

Lightweight and featuring easy-to-use fastening buckles, this premier line of boots is the template on which our other lines of footwear are made. Constructed for comfort and designed to deliver the ultimate in performance no matter where you go, no matter how severe the weather.

We've thought about all the technical features to make the Polar Expedition Series the perfect choice for extreme conditions - so that you don't have to when you venture out.



ENDURANCE

POLA-M005
Full Sizes 7 - 15
• BK1 - Black
• YW1 - Yellow



IMPACT

4000-0048
Full Sizes 7 - 15
• 001 - Black
• 661 - Real Tree



EIGER

4000-M001
Full Sizes 7 - 15
• BK1 - Black



APEX

4000-1305
Full Sizes 7 - 15
• 455 Black/Bark



SHACKLETON

POLA-M006
Full Sizes 7 - 15
• BR5 - Worn Brown
• BK1 - Black



FEATURES AT A GLANCE

RATING	-100°C/-148°F
BASE	Integrated Arctic Flex, Rubber Base
INSOLE	Waffle in sole; Anatomical foot bed
OUTSOLE	Premium polar rubber
LINER	8-layer inner boot system with Thermoaplush
UPPERS	Timberwolf leather and Diamond-Lite insulated nylon



EPIC SERIES MENS EPIC

An evolution of our highly successful Conviction Series, the Epic Series represents the newest advancement in a technical, lightweight expedition worthy boot. We have shaved grams: improved the grip; expanded the toe box for a more comfortable fit and toughened the shell to give the ultimate in comfort and performance.

With Icepaw pads that improve grip on ice, and our Arcticflex compound in the shell to provide tough cold weather flexibility, the Epic has it all. Cold rated to 70°C/-94°F in active use, this group of boots will take you through the toughest winter activity while keeping you warm and managing the moisture you generate.



ICEBREAKER

EPIC-M005
Full Sizes 7 - 14
• BK1 - Black
• YW1 - Yellow



SELKIRK

EPIC-M002
Full Sizes 7 - 14
• W01 - Pewter



CONTROL MAX

EPIC-M004
Full Sizes 7 - 14
• BR5 - Worn Brown



TERRAIN

EPIC-M001
Full Sizes 7 - 14
• BK1 - Black
• BR5 - Worn Brown



EVOLUTION

EPIC-M003
Full Sizes 7 - 14
• BK1 - Black
• BR5 - Worn Brown



FEATURES AT A GLANCE

RATING	-70°C/-94°F
BASE	Integrated Arctic Flex, Rubber Base
INSOLE	Waffle in sole; Anatomical foot bed
OUTSOLE	Premium Icepaw technology
LINER	8-layer inner boot system with Thermaplush
UPPERS	Timberwolf Leather and Diamond-Lite insulated nylon



REACTION SERIES MENS 4000

You asked for a lighter more technical line of boots suitable for everyday winter wear - especially when the snow is deep. The Reaction Series of footwear is our answer. If you stay outdoors for any length of time you demand a boot that keeps feet warm and dry.

We have improved the outer shell, made from light-weight synthetic recyclable rubber. We added a flexible ultra-light midsole and integrated the premium rubber compound outsole to superior arch support system for more comfort. The uppers are made from double-weave 900 denier nylon which is stronger and more flexible than ever before. Five layers of inner boot guarantee this boot to a rated temperature of -40°C/-40°F. Baffin technology makes the Reaction Series a perfect choice for challenging outdoor conditions at a reasonable value.



MAPLE

REAC-M003
Full Sizes 7 - 14
• BR1 - Brown
• BK1 - Black



CROSSFIRE

4300-0160
Full Sizes 7 - 14
• 009 - Brown
• 661 - Real Tree
• 001 - Black



CANADIAN

REAC-M004
Full Sizes 7 - 14
• BR1 - Brown
• BK1 - Black



ARCTIC

4300-0161
Full Sizes 7 - 14
• 001 - Black
• 661 - Real Tree



WOLF

4300-0015
Full Sizes 7 - 14
• 231 - Black/Pewter



TUNDRA

4300-0162
Full Sizes 7 - 14
• 001 - Black



BISON

4300-0016
Full Sizes 7 - 14
• BR1 - Brown
• 156 - Pewter



FEATURES AT A GLANCE

RATING	-40°C/-40°F
SHELL	Synthetic rubber
MIDSOLE	Proprietary cold resistant EVA compound
OUTSOLE	Rubber with integrated arch support
LINER	7-layer inner boot system with Thermaplush
UPPERS	Double-weave 900 denier nylon with reflective piping

CASCADE SERIES MEN'S 6200

Trudge through the slush then put your feet up in the chalet. The Cascade Series takes Baffin expertise in manufacturing boots for wet and cold conditions, and combines it with distinctive fashion styling.

Our Cascade Series features removable thermal insoles and Timberwolf full grain leather uppers. Water resistant and fully insulated, these lightweight shoes come in a range of styles to suit any lifestyle. Salt stains can be wiped off easily.

Rated for temperatures down to -20°C to give the same warmth and comfort other Baffin products offer, these shoes and half boots are ideal for wet and cold conditions. The Cascade Series will become your three-season favourites.



SCOTT

6200-M001
Full Sizes 7 - 14
• BR5 - Worn Brown



DUKE

CASC-M005
Full Sizes 7 - 14
• BR5 - Worn Brown
• BK1 - Black
• BR4 - Driftwood



MARKSMAN

CASC-M007
Full Sizes 7 - 14
• BK1 - Black
• BR5 - Worn Brown



RAINIER

CASC-M004
Full Sizes 7 - 14
• BR5 - Worn Brown
• BK1 - Black
• BR4 - Driftwood



RANGE

CASC-M006
Full Sizes 7 - 14
• BR5 - Worn Brown
• BK1 - Black
• BR4 - Driftwood



RYAN

6200-M003
Full Sizes 7 - 14
• BK1 - Black
• BR5 - Worn Brown



FEATURES AT A GLANCE

RATING	-20°C/-4°F
MIDSOLE	Cushioned EVA compound
OUTSOLE	Icepaw technology
LINER	Fixed B-Tek hollow fibre layer with Thermaplush
UPPERS	Timberwolf Nubuck suede

POWERSPORT SERIES MEN'S

These boots defined a category of footwear for winter motor sports and they still lead the field. They were inspired by snowboard and motocross boots. While snowboard boots are warm and stable they do not provide the right stance. And motocross boots provide good protection but are not well enough insulated.

Powersport Series boots are warm and comfortable even on long winter sled and ATV rides. They use our unique 8-layer inner boot system with Thermaplush to provide lightweight, thermal insulation and moisture management. They are rated to -70°C/-94°F. At the same time the carbon fibre leathers help protect the lower extremities from impact and penetration injuries.



PIVOT

6115-0000
Full Sizes 7 - 14
• 559 - Black/Charcoal



LIGHTNING

6140-0000
Full Sizes 7 - 14
• 559 - Black/Charcoal

FEATURES AT A GLANCE

RATING	-70°C/-94°F
INSOLE	Rubber with integrated arch support
OUTSOLE	BXT and liner provide support
LINER	8-layer inner boot system with Thermaplush
UPPERS	Carbon fibre leathers and rip-stop nylon

HUNSTMAN SERIES MEN'S

Baffin's Huntsman Series is perfect for those cold and wet days in the outdoors.

Leading the group again this year is the Icebear. This patent pending construction combines the exceptional durability of blown polyurethane with a polar gripping flexible rubber outsole. This boot is both lightweight and exceedingly warm, while being one of the most durable boots ever made.

From the warmth of the Titan to the flexibility of the Ambush, these boots ensure all day comfort no matter what the conditions, no matter what the season.

-100°C/-148°F



TITAN

2355-0000
Full Sizes 7 - 14
• 394 - Forest/Black
• 001 - Black

-40°C/-40°F



HUNTER

8562-0000
Full Sizes 6 - 14
• 394 - Forest/Black

-60°C/-76°F



TRAPPER

8592-0000
Full Sizes 7 - 13
• 173 - Forest

-40°C/-40°F



AMBUSH

5000-0000
Full Sizes 7 - 14
• 661 - Real Tree

-50°C/-58°F



ICEBEAR

5016-0000
Full Sizes 5 - 15
• 394 - Forest/Black
• 661 - Real Tree

NORTHWOOD

HUNT-M001
Full Sizes 7 - 14
• BK1 - Black
• GN3 - Forest
• P05 - Real Tree

FEATURES AT A GLANCE

RATING	-100°C/-148°F -60°C/-76°F -40°C/-40°F
BASE	TR / Rubber / PU
INSOLE	EVA, ThermoTuf
OUTSOLE	Premium polar rubber
LINER	Baffin's inner boot system except where noted

ALL WEATHER SERIES
MEN'S 4900
WOMEN'S 4910

The All Weather Series represents a classic approach to year round footwear for sloppy wet and slushy weather. With an all rubber, vulcanized base and durable PU coated leathers, this group can take you from early fall through late spring and even those rainy summer downpours. Available in classic Brown for men and with the addition of Indigo for women these no hassle styles quite simply get the job done.

COYOTE

(M) 4900-0390
 Men's Sizes 7 - 14
 • 009 - Brown



BOBCAT

(M) 4900-0393
 (W) 4910-0393
 Men's Sizes 7 - 14
 Women's Sizes 6 - 11
 • 009 - Brown



WHITETAIL

(M) 4900-0392
 (W) 4910-0392
 Men's Sizes 7 - 14
 Women's Sizes 6 - 11
 • 009 - Brown
 • 401 - Indigo




MOOSE

(M) 4900-0391
 Men's Sizes 7 - 14
 • 009 - Brown



LYNX

(W) 4910-0394
 Women's Sizes 6 - 11
 • 401 - Indigo
 • 009 - Brown



MARSH SERIES
MEN'S
WOMEN'S
& KID'S

What can you say about footwear that keeps you warm, dry, super comfortable, wears like iron and looks great? Now add in great value for the consumer and big margins for the retailer and this series becomes a hit.

Comfort that lasts, designed specifically for each gender, 7mm of cushiony warm neoprene and vulcanized rubber over the ankle give the Marsh Series all day, all season wearability. Early fall through late spring, this does it all.



MEN'S MELTWATER

MRSH-M001
 Men's Sizes 7 - 14
 • BK1 - Black
 • GN5 - Dark Green



MEN'S MARSH MID

MRSH-0381
 Men's Sizes 7 - 14
 • BK1 - Black



WOMEN'S MELTWATER

5310-W001
 Women's Sizes 6 - 11
 • BK1 - Black
 • RD1 - Red
 • BL1 - Blue
 • YW1 - Yellow



WOMEN'S MARSH MID

5310-0381
 Women's Sizes 6 - 11
 • BK1 - Black
 • RD1 - Red
 • BL1 - Blue
 • YW1 - Yellow



KID'S MARSH TALL

(J)5320-0380
 (Y)5330-0380
 (C)5340-0380
 Junior's Sizes 3 - 8
 Youth's Sizes 11 - 2
 Children's Sizes 5 - 10
 • 001 - Black
 • 685 - Fuschia Flower
 • P01 - Grey Bear
 • P02 - Blue Snoflake
 • P03 - Taupe Moose
 • 681 - Grey Plaid
 • 683 - Lavender Plaid



SOFT SHELL SERIES

MEN'S SOFT

WOMEN'S SOFT

Have you ever thought what the perfect winter sport boot would be like? One that could work great with a snowshoe, on top of a snowmobile or blasting down a hill on a toboggan!

Have you ever wondered what a light weight breathable waterproof all year shoe would be like? Footwear that could take you through all 4 seasons, from the slop of winter to the day hikes of summer.

Well the new Solo Soft Shell Series (S4) has both. The Snosport is designed with a moulded tendon guard and ledge to allow for easy snow shoe binding compatibility. This over the ankle boot has our B-Tek insulation breathable membrane and a high grip supportive sole. The rest of the line has the same ultra light weight construction without the insulation, allowing for all season waterproof breathability.



ZONE

(M) SOFT-M006
Full Sizes 7 - 14
• BR1 - Brown
• BK1 - Black
• GY2 - Charcoal



SMACK

(M) SOFT-M008
Full Sizes 7 - 14
• BK1 - Black



ENERGIZE

(M) SOFT-M009
Full Sizes 7 - 14
• YW1 - Yellow
• BK1 - Black



TREMBLANT

(W) SOFT-W010
Full Sizes 6 - 11
• BK1 - Black
• BR3 - Chocolate
• BR6 - Sand



LEADER

(M) SOFT-M007
(W) SOFT-W007
Men's Sizes 7 - 14
Women's Sizes 6 - 11
(M)
• BK1 - Black
• BR3 - Chocolate
(W)
• BK1 - Black
• BR6 - Sand
• BL2 - Polar Blue



SNOSPORT

(M) SOFT-M004
(W) SOFT-W004
Men's Sizes 7 - 14
Women's Sizes 6 - 11
(M)
• BK1 - Black
• BR3 - Chocolate
(W)
• BK1 - Black
• BR6 - Sand



ZIP

(W) SOFT-W002
Full Sizes 6 - 11
• BK1 - Black
• BR6 - Sand
• BL2 - Polar Blue

AVILA

(W) SOFT-W011
Full Sizes 6 - 11
• BK1 - Black



HIKE

(W) SOFT-W001
Full Sizes 6 - 11
• BR3 - Chocolate
• BL2 - Polar Blue



FEATURES AT A GLANCE

- Soft Shell Fabric
- Waterproof Membrane
- Breathable
- High Traction Sole
- -20°C/-4°F

CUSH SERIES MEN'S WOMEN'S & KID'S

Think of a sleeping bag for your feet! Cush is different than a slipper. It has a soft nylon upper, cozy insulation, elasticized lockable tie and a slip resistant micro-suede bottom - excellent for around the house or for traveling. Cush are equally comfortable on planes, in hotels, when winter camping, even to keep feet warm in the sleeping bag.

The Cush Series is available in a wide range of colours and comes in a slipper, booty or extreme style. A perfect gift item for that family member. Never have cold feet again.



CUSH

6127-0000



CUSH BOOTY

6130-0000



BASE CAMP

6131-0000

Available Only In

- 001 - Black
- 007 - Navy
- 611 - Espresso
- 637 - Dusk

MEN	WOMEN	KIDS
•001 Black	•001 Black	•001 Black
•007 Navy	•007 Navy	•007 Navy
•611 Espresso	•611 Espresso	•611 Espresso
•629 Brown Camo	•618 Merlot	•618 Merlot
	•637 Dusk	•637 Dusk
		•519 Fern

SIZES	YS	YM	YL	S	M	L	XL	XXL	XXXL
MEN	-	-	-	-	-	7/8	9/10	11/12	13/14
WOMEN	-	-	-	5/6	7/8	9/10	11	-	-
KIDS	10/11	11/12	1/2	3/4	5/6	-	-	-	-



FEATURES AT A GLANCE

- BASE** Micro-suede with slip resistant polar proven pattern
- UPPERS** Supple nylon sandwiched with cozy insulation

ARCTIC SERIES WOMEN'S 4010

The winter boot for women who demand the best. These boots are versatile, suitable for outdoor winter sports and great for extreme cold conditions.

The base is made from a dual density cold resistant Polyurethane, combined with a high traction rubber sole. With a waffle insole, seven-layer inner boot system with Thermaplush and Timberwolf leather and Diamond-Lite insulated nylon upper these boots are suitable for even the harshest weather conditions and temperatures as low as -100°C. Reflective piping stands out for night visibility.

Quality materials are used to keep feet warm and dry. For winter sports or severe weather travel, the Arctic Series of boots is made to the highest Baffin technical standards.



IMPACT

4010-0048
Full Sizes 6 - 11
• 001 - Black



ICEFIELD

4010-0172
Full Sizes 6 - 11
• 001 - Black



MUSHER

4010-1328
Full Sizes 6 - 11
• 156 - Pewter



NUNAVUT

4010-W001
Full Sizes 6 - 11
• BK1 - Black
• BR3 - Chocolate



FEATURES AT A GLANCE

RATING	-100°C/-148°F
BASE	Integrated Arctic Flex, Rubber Base
INSOLE	Waffle in sole; Anatomical foot bed
OUTSOLE	Premium polar rubber
LINER	8-layer inner boot system with Thermaplush
UPPERS	Timberwolf leather and Diamond-Lite insulated nylon

DRIFT SERIES WOMEN'S 4510

The Drift collection, specifically designed for women, combines Baffin's Polar Proven features with light weight comfort.

The shell is made from an improved light weight synthetic recyclable rubber. A flexible midsole and internal arch support system are bonded to a premium rubber compound outsole. The stylish uppers are made from double-weave 900 denier nylon for strength, protection and to reduce water and salt stains.

Keep the cold out and keep the fun alive. Enjoy the winter in undeniable warmth and comfort. Drift, the new standard in women's active winter boots.



SNOMASS

- 4510-W001
Full Sizes 6 - 11
• BK1 - Black
• BR3 - Chocolate



SNOGOOSE

- 4510-1330
Full Sizes 6 - 11
• 001 - Black
• 664 - Black/Dusk
• 002 - White
• 094 - Taupe/Chocolate



CANDY

- DRIF-W005
Full Sizes 6 - 11
• GY1 - Grey
• BK1 - Black
• BR3 - Chocolate



CHLOE

- 4510-0185
Full Sizes 6 - 11
• 001 - Black
• 310 - Sand
• 662 - Dark Chocolate



SNOBIRD

- DRIF-W003
Full Sizes 6 - 11
• GY1 - Grey
• BK1 - Black
• BR3 - Chocolate



JUDY

- DRIF-W007
Full Sizes 6 - 11
• BR6 - Sand
• BK1 - Black
• GY1 - Grey



SHASTA

- DRIF-W006
Full Sizes 6 - 11
• GY1 - Grey
• BK1 - Black
• BR3 - Chocolate



ICELAND

- DRIF-W004
Full Sizes 6 - 11
• GY1 - Grey
• BK1 - Black
• WT1 - White



FEATURES AT A GLANCE

RATING	-40°C/-40°F
SHELL	Synthetic rubber
MIDSOLE	Proprietary cold resistant EVA compound
OUTSOLE	Rubber with integrated arch support
LINER	7-layer inner boot system with Thermaplush
UPPERS	Leather & double-weave 900 denier nylon with reflective piping

BELLA SERIES WOMEN'S 4510

Trudge through the slush then put your feet up in the chalet. The Bella Series employs Baffin's leading expertise in designing boots for cold and wet conditions with a bit of fashion styling just for fun. Slip them on and forget that it's winter.

The Timberwolf Nubuck suede uppers resist water and salt stains. Baffin's line of Bella Series boots and shoes are insulated with a fixed B-Tek hollow fibre layer and covered with Thermaplush multi-layer inner system for warmth. The thermal inner sole can be removed as needed.

Rated for -20°C/-4°F weather and ideal for rain, slush, and snow, the Women's Bella Series of footwear make this an easy choice for winter wear.



DANKA

BELL-W009
Full Sizes 6 - 11
• BR5 - Worn Brown



NICOLE

BELL-W002
Full Sizes 6 - 11
• BK1 - Black
• BR5 - Worn Brown



ESKA

BELL-W003
Full Sizes 6 - 11
• BK1 - Black
• BR5 - Worn Brown



MAWA

BELL-W006
Full Sizes 6 - 11
• BR5 - Worn Brown
• BK1 - Black



PINTA

BELL-W014
Full Sizes 6 - 11
• BR6 - Sand
• BK1 - Black
• BR3 - Chocolate



CHARRY

BELL-W010
Full Sizes 6 - 11
• BK1 - Black



MADISON

BELL-W011
Full Sizes 6 - 11
• GY1 - Grey
• BK1 - Black
• BR3 - Chocolate



PHOENIX

BELL-W012
Full Sizes 6 - 11
• BR6 - Sand
• BK1 - Black



ASHLEY

BELL-W013
Full Sizes 6 - 11
• GY1 - Grey
• BK1 - Black
• BR3 - Chocolate



FEATURES AT A GLANCE

RATING	-20°C/-4°F
MIDSOLE	Cushioned EVA compound
OUTSOLE	Icepaw technology
LINER	Fixed B-Tek hollow fibre layer with Thermaplush
UPPERS	Timberwolf Nubuck suede

MIKU SERIES WOMEN'S 4710

Style never felt so warm. Miku is an attractive luxury line of boots with all the functionality of a traditional Baffin boot.

These boots feature natural shearling and suede and are seam sealed and waterproof. Lined with Baffin's very own B-TEK 4 channel hollow fibre insulation to maximize heat conservation, the Miku Classic Series has been designed to comfortably fit a woman's foot without being bulky. Winter never looked so good.



DIVA

MIKU-W005
Full Sizes 6 - 11
• BR3 - Chocolate
• BK1 - Black
• GY1 - Grey



AMAK

4710-W001
Full Sizes 6 - 11
• BR3 - Chocolate
• BK1 - Black
• WT1 - White



CATHY

MIKU-W006
Full Sizes 6 - 11
• WT1 - White
• BK1 - Black



BECKY

MIKU-W007
Full Sizes 6 - 11
• BR3 - Chocolate
• BK1 - Black
• WT1 - White



KATIE

MIKU-W008
Full Sizes 6 - 11
• BR3 - Chocolate
• GY1 - Grey
• BR6 - Sand



KAMALA

4710-0152
Full Sizes 6 - 11
• 001 - Black
• 662 - Dark Chocolate
• 310 - Sand



KONA

4710-0148
Full Sizes 6 - 11
• 001 - Black
• 662 - Dark Chocolate
• 310 - Sand

FEATURES AT A GLANCE

RATING	-20°C/-4°F
BASE	Rubber outsole/EVA midsole
LINER	B-TEK 4 channel hollow fibre insulation
UPPERS	Timberwolf Nubuck suede

YOUNG EPIC SERIES
JUNIOR J001
YOUTH Y001

An evolution of our highly successful Conviction series, the Epic Series represents the newest advancement in a technical, light weight expedition worthy boot. We have shaved grams: improved the grip; expanded the toe box for a more comfortable fit and toughened the shell to give the ultimate in comfort and performance.

With Icepaw pads that improve grip on ice, and our Arcticflex compound in the shell to provide tough cold weather flexibility, the Epic has it all. Cold rated to -60 in active use, this group of boots will take you through the toughest winter activity while keeping you warm and managing the moisture you generate.



YOUNG EIGER

(J)EPIC-J001
 (Y)EPIC-Y001

- BR3 - Chocolate
- BK1 - Black



YOUNG EXPLORER

(J)EPIC-J002
 (Y)EPIC-Y002

- W01 - Pewter



YOUNG SNOGOOSE

(J)EPIC-J003
 (Y)EPIC-Y003

- BL1 - Blue
- BR3 - Chocolate
- WT1 - White

JUNIOR
3 - 8

YOUTH
11 - 2



FEATURES AT A GLANCE

RATING	--60°C/-76°F
BASE	TPR rubber
INSOLE	Base and liner provide support
OUTSOLE	TPR rubber
LINER	Multi-layer inner boot system
UPPERS	Pro-Tech microfibre and rip-stop nylon

SNOWTRACK SERIES
JUNIOR 4820
YOUTH 4880
CHILD 4890

Nothing can dampen a day out in the snow like cold feet. Imagine a series of boots rated for temperatures down to -40°C/-40°F and even to -60°C/-76°F. Baffin Boots - all day fun and great value too.

With a removable multi-layer inner boot system and a tread design that grips the ice and snow, the Snowtrack Series of boots by Baffin is a sure winner for everyday recreational footwear.

Moms will feel confident that these boots will keep feet toasty and warm. The kids will appreciate the distinctive styling, and you can tell 'em that this is the same company that makes boots for adventurers to the North and South Poles!

Warm and water-resistant with a Pro-Tech microfibre and rip-stop nylon upper shell, the Snowtrack Series will be seen on streets, slopes and snow hills everywhere this winter.



CANADIAN

- (J)SNTR-J005
- (Y)SNTR-Y005
- NY1 - Navy
- BAE - Black Chocolate
- GY2 - Charcoal



FLAME

- (J)4820-0220
- (Y)4880-0220
- 001 - Black



BLACK WIDOW

- (J)4820-0223
- (Y)4880-0223
- 001 - Black



CANDY

- (J)SNTR-J009
- (Y)SNTR-Y009
- (C)SNTR-C009
- BR1 - Brown
- BL3 - Powder Blue
- PL1 - Plum
- BK1 - Black



SNOBEAR

- (Y)4880-0104
- (C)4890-0104
- 007 - Navy
- 667 - Chocolate/Pink
- 025 - Charcoal



ABBY

- (J)4820-J001
- (Y)4880-Y001
- BK1 - Black
- BR3 - Chocolate



LEGEND

- (J)SNTR-J006
- (Y)SNTR-Y006
- BR3 - Chocolate
- PL1 - Plum
- WT1 - White
- BK1 - Black



SUSAN

- (J)SNTR-J008
- (Y)SNTR-Y008
- BR3 - Chocolate
- WT1 - White
- PL1 - Plum
- CAB - Chocolate/Powder Blue



BANDIT

- (J)SNTR-J007
- (Y)SNTR-Y007
- (C)SNTR-C007
- NY1 - Navy
- BK1 - Black
- GY2 - Charcoal
- PL1 - Plum



MUSTANG

- (J)4820-0068
- (Y)4880-0068
- (C)4890-0068
- 667 - Chocolate Pink
- 403 - Navy/Steel
- 001 - Black



COURTNEY

- (J)4820-J004
- (Y)4880-Y004
- BK1 - Black
- BR3 - Chocolate



IGLOO

- (J)4820-0018
- (Y)4880-0018
- 001 - Black
- 669 - Brown Camo

JUNIOR
3 - 8

YOUTH
11 - 2

CHILD
5 - 10

FEATURES AT A GLANCE

RATING	-40°C/-40°F	OUTSOLE	TPR rubber
BASE	TPR rubber	LINER	Multi-layer inner boot system
INSOLE	Base and liner provide support	UPPERS	Pro-Tech microfibre and rip-stop nylon

TRAIL TO RAPIDS SERIES

MEN'S WOMEN'S

Baffin's NEW *Trail to Rapids* series are so light they float! But don't let the light weight fool you. These outdoor wonders are made to endure challenging summer treks through all conditions, from rugged rocky trails to sure footed river crossings. The internal channelling allows water to freely flow out from anywhere on the foot bed so there is never a need to stay wet. At the same time the mesh screen keeps stones and debris out so off road journeys are a breeze. Trail to Rapids footwear is truly innovative and functional outdoor protection for all warm weather adventures.




AMAZON

- (M) SPRTM001
- (W) SPRTW001
- Men's Sizes 7 - 14
- Women's Sizes 6 - 11
- (M)
- BK1 - Black
- BR1 - Brown
- (W)
- PK3 - Coral
- BR1 - Brown



BELIZE

- (M) SPRTM003
- (W) SPRTW003
- Men's Sizes 7 - 14
- Women's Sizes 6 - 11
- (M)
- BK1 - Black
- BR1 - Brown
- (W)
- PK3 - Coral
- BR1 - Brown



BAJA

- (M) SPRTM004
- (W) SPRTW004
- Men's Sizes 7 - 14
- Women's Sizes 6 - 11
- (M)
- BK1 - Black
- BR1 - Brown
- (W)
- PK3 - Coral
- BR1 - Brown



MEXICO

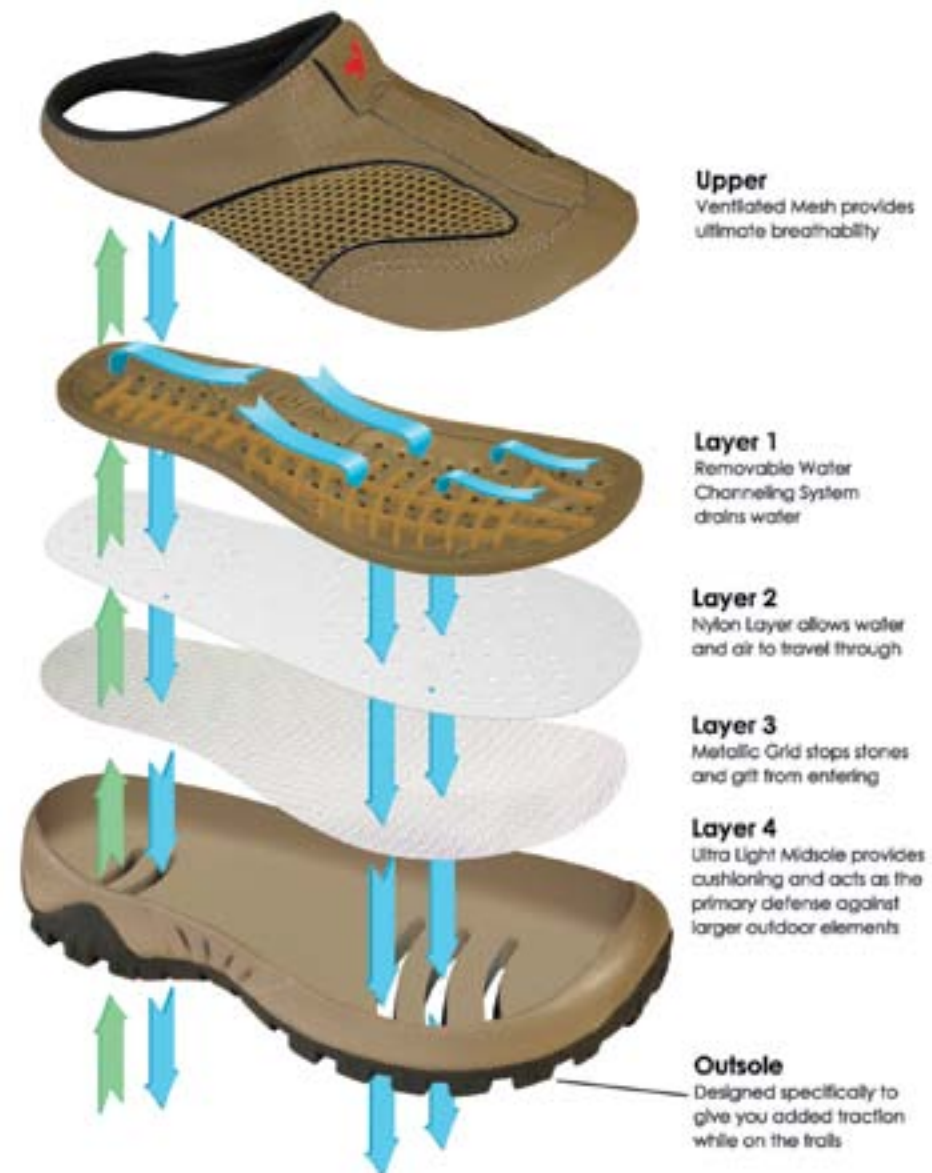
- (W) SPRTW006
- Women's Sizes 6 - 11
- PK3 - Coral
- BR1 - Brown
- BK1 - Black



ATLANTIS

- (W) SPRTW002
- Women's Sizes 6 - 11
- PK3 - Coral
- BR1 - Brown

TAILORED TO EXTREME TERRAIN.



BAFFIN BOOTS COLOUR GUIDE

<p>ENDURANCE - Pg 15 POLA-M005 Full Sizes 7-15 •BK1-Black •YW1-Yellow</p>	<p>IMPACT - Pg 15 4000-0048 Full Sizes 7-15 •001-Black •661-Real Tree</p>	<p>EIGER - Pg 15 4000-M001 Full Sizes 7-15 •BK1-Black</p>	<p>APEX - Pg 16 4000-1305 Full Sizes 7-15 •455-Black/Bark</p>	<p>SHACKLETON - Pg 16 POLA-M006 Full Sizes 7-15 •BR5-Worn Brown •BK1-Black</p>	<p>ICEBREAKER - Pg 17 EPIC-M005 Full Sizes 7-14 •YW1-Yellow •BK1-Black</p>	<p>ZIP - Pg 32 (W)SOFT-W002 Full Sizes 6-11 •BK1-Black •BR6-Sand •BL2-Polar Blue</p>	<p>AVILA - Pg 32 (W)SOFT-W011 Full Sizes 6-11 •BK1-Black</p>	<p>HIKE - Pg 32 4000-M001 Full Sizes 6-11 •BR3-Chocolate •BL2-Polar Blue</p>	<p>See size chart on pg 34</p>	<p>CUSH - Pg 34 6127-0000 Men •001-Black •007-Navy •611-Espresso Women's & Kids •001-Black •007-Navy •611-Espresso •618-Merlot •637-Dusk</p>	<p>See size chart on pg 34</p>	<p>CUSH BOOTY - Pg 34 6130-0000 Men •001-Black •007-Navy •611-Espresso Women's & Kids •001-Black •007-Navy •611-Espresso •618-Merlot •637-Dusk</p>	<p>BASE CAMP - Pg 34 6131-0000 Men •001-Black •007-Navy •611-Espresso •611-Espresso •637-Dusk</p>
<p>SELKIRK - Pg 17 EPIC-M002 Full Sizes 7-14 •W01-Pewter</p>	<p>CONTROL MAX - Pg 17 EPIC-M004 Full Sizes 7-14 •BR5-Worn Brown</p>	<p>TERRAIN - Pg 18 EPIC-M001 Full Sizes 7-14 •BK1-Black •BR5-Worn Brown</p>	<p>EVOLUTION - Pg 18 EPIC-M003 Full Sizes 7-14 •BK1-Black •BR5-Worn Brown</p>	<p>MAPLE - Pg 19 REAC-M003 Full Sizes 7-14 •BR1-Brown •BK1-Black</p>	<p>CROSSFIRE - Pg 19 4300-0160 Full Sizes 7-14 •009-Brown •661-Real Tree •001-Black</p>	<p>IMPACT - Pg 35 4010-0048 Full Sizes 6-11 •001-Black</p>	<p>MUSHER - Pg 35 4010-1328 Full Sizes 6-11 •156-Pewter</p>	<p>ICEFIELD - Pg 36 4010-0172 Full Sizes 6-11 •001-Black</p>	<p>See size chart on pg 34</p>	<p>NUNAVUT - Pg 36 4010-W001 Full Sizes 6-11 •BK1-Black •BR3-Chocolate</p>	<p>See size chart on pg 34</p>	<p>SNOMASS - Pg 37 4510-W001 Full Sizes 6-11 •BK1-Black •BR3-Chocolate</p>	<p>SNOGOOSE - Pg 37 4510-1330 Full Sizes 6-11 •BK1-Black •864-Black/Dusk •002-White •094-Taupe/Chocolate</p>
<p>CANADIAN - Pg 19 REAC-M004 Full Sizes 7-14 •BK1-Black •BR1-Brown</p>	<p>ARCTIC - Pg 20 4300-0161 Full Sizes 7-14 •001-Black •661-Real Tree</p>	<p>WOLF - Pg 20 4300-0015 Full Sizes 7-14 •231-Black/Pewter</p>	<p>TUNDRA - Pg 20 4300-0162 Full Sizes 7-14 •001-Black</p>	<p>BISON - Pg 20 4300-0016 Full Sizes 7-14 •BR1-Brown •156-Pewter</p>	<p>SCOTT - Pg 21 6200-M001 Full Sizes 7-14 •BR5-Worn Brown</p>	<p>CANDY - Pg 37 DRIF-W005 Full Sizes 6-11 •BK1-Black •BR3-Chocolate •GY1-Grey</p>	<p>CHLOE - Pg 37 4510-0185 Full Sizes 6-11 •001-Black •662-Dark Chocolate •310-Sand</p>	<p>SNOBIRD - Pg 38 DRIF-W003 Full Sizes 6-11 •BK1-Black •BR3-Chocolate •GY1-Grey</p>	<p>See size chart on pg 34</p>	<p>JUDY - Pg 38 DRIF-W007 Full Sizes 6-11 •BR6-Sand •BK1-Black •GY1-Grey</p>	<p>See size chart on pg 34</p>	<p>SHASTA - Pg 38 DRIF-W006 Full Sizes 6-11 •BK1-Black •BR3-Chocolate •GY1-Grey</p>	<p>ICELAND - Pg 38 DRIF-W004 Full Sizes 6-11 •BK1-Black •WT1-White •GY1-Grey</p>
<p>DUKE - Pg 21 CASC-M005 Full Sizes 7-14 •BR5-Worn Brown •BK1-Black •BR4-Driftwood</p>	<p>MARKSMAN - Pg 21 CASC-M007 Full Sizes 7-14 •BR5-Worn Brown •BK1-Black</p>	<p>RAINIER - Pg 22 CASC-M004 Full Sizes 7-14 •BK1-Black •BR4-Driftwood</p>	<p>RANGE - Pg 22 CASC-M006 Full Sizes 7-14 •BR5-Worn Brown •BK1-Black •BR4-Driftwood</p>	<p>RYAN - Pg 22 6200-M003 Full Sizes 7-14 •BR5-Worn Brown •BK1-Black</p>	<p>PIVOT - Pg 24 6115-0000 Full Sizes 7-14 •559-Black/Charcoal</p>	<p>DANKA - Pg 39 BELL-W009 Full Sizes 6-11 •BR5-Worn Brown</p>	<p>NICOLE - Pg 39 BELL-W002 Full Sizes 6-11 •BR5-Worn Brown •BK1-Black</p>	<p>ESKA - Pg 39 BELL-W003 Full Sizes 6-11 •BR5-Worn Brown •BK1-Black</p>	<p>See size chart on pg 34</p>	<p>MAWA - Pg 39 BELL-W006 Full Sizes 6-11 •BR5-Worn Brown •BK1-Black</p>	<p>See size chart on pg 34</p>	<p>PINTA - Pg 39 BELL-W014 Full Sizes 6-11 •BK1-Black •BR3-Chocolate •BR6-Sand</p>	<p>CHARRY - Pg 40 BELL-W010 Full Sizes 6-11 •BK1-Black</p>
<p>LIGHTNING - Pg 24 6140-0000 Full Sizes 7-14 •559-Black/Charcoal</p>	<p>TITAN - Pg 25 2355-0000 Full Sizes 7-14 •395-Forest/Black •001-Black</p>	<p>TRAPPER - Pg 25 8592-0000 Full Sizes 7-13 •173-Forest</p>	<p>ICEBEAR - Pg 25 5016-0000 Full Sizes 5-15 •394-Forest/Black •661-Real Tree</p>	<p>HUNTER - Pg 26 8562-0000 Full Sizes 6-14 •394-Forest/Black</p>	<p>AMBUSH - Pg 26 5000-0000 Full Sizes 7-14 •661-Real Tree</p>	<p>MADISON - Pg 40 BELL-W011 Full Sizes 6-11 •BK1-Black •BR3-Chocolate •GY1-Grey</p>	<p>PHOENIX - Pg 40 BELL-W012 Full Sizes 6-11 •BK1-Black •BR6-Sand</p>	<p>ASHLEY - Pg 40 BELL-W013 Full Sizes 6-11 •BK1-Black •BR3-Chocolate •GY1-Grey</p>	<p>See size chart on pg 34</p>	<p>DIVA - Pg 41 MIKU-W005 Full Sizes 6-11 •BK1-Black •BR3-Chocolate •GY1-Grey</p>	<p>See size chart on pg 34</p>	<p>AMAK - Pg 41 4710-W001 Full Sizes 6-11 •BK1-Black •BR3-Chocolate •WT1-White</p>	<p>CATHY - Pg 41 MIKU-W006 Full Sizes 6-11 •BK1-Black •WT1-White</p>
<p>NORTHWOOD - Pg 26 HUNT-M001 Full Sizes 7-14 •BK1-Black •GN3-Forest •P05-Real Tree</p>	<p>COYOTE - Pg 27 M4900-0390 Full Sizes 7-14 •009-Brown</p>	<p>WHITTAIL - Pg 27 M4900-0392 (W)4910-0392 Men's Sizes 7-14 Women's Sizes 6-11 •009-Brown •401-Indigo</p>	<p>LYNX - Pg 27 M4910-0394 Women's Sizes 6-11 •401-Indigo •009-Brown</p>	<p>BOBCAT - Pg 28 M4900-0393 (W)4910-0393 Men's Sizes 7-14 Women's Sizes 6-11 •009-Brown</p>	<p>MOOSE - Pg 28 M4900-0391 Full Sizes 7-14 •009-Brown</p>	<p>BECKY - Pg 42 MIKU-W007 Full Sizes 6-11 •BK1-Black •BR3-Chocolate •WT1-White</p>	<p>KATIE - Pg 42 MIKU-W008 Full Sizes 6-11 •BK1-Black •BR3-Chocolate •GY1-Grey •BR6-Sand</p>	<p>KAMALA - Pg 42 4710-0152 Full Sizes 6-11 •001-Black •662-Dark Chocolate •310-Sand</p>	<p>See size chart on pg 34</p>	<p>KONA - Pg 42 4710-0148 Full Sizes 6-11 •001-Black •662-Dark Chocolate •310-Sand</p>	<p>See size chart on pg 34</p>	<p>YOUNG EIGER - Pg 44 (J)EPIC-J001 (Y)EPIC-Y001 Junior's Sizes 3-8 Youth's Sizes 11-2 •BK1-Black •BR3-Chocolate</p>	<p>YOUNG EXPLORER - Pg 44 (J)EPIC-J002 (Y)EPIC-Y002 Junior's Sizes 3-8 Youth's Sizes 11-2 •W01-Pewter</p>
<p>(M)MELTWATER - Pg 29 MRSH-M001 Full Sizes 7-14 •BK1-Black</p>	<p>(W)MELTWATER - Pg 29 5310-W001 Women's Sizes 6-11 •BK1-Black</p>	<p>KID'S MARSH TALL - Pg 29 (J)5320-0380 (Y)5330-0380 (C)5340-0380 Junior's Sizes 3-8 Youth's Sizes 11-2 Children's Sizes 5-10 •001-Black •685-Fuschia Flower •P01-Grey Bear •P02-Blue Snowflake •P03-Taupe Moose •681-Grey Plaid •683-Lavender Plaid</p>	<p>(M)MARSH MID - Pg 30 MRSH-0381 Full Sizes 7-14 •BR1-Brown •BK1-Black</p>	<p>(W)MARSH MID - Pg 30 5310-0381 Women's Sizes 6-11 •001-Black •681-Grey Plaid •682-Red Plaid •683-Lavender Plaid</p>	<p>IGLOO - Pg 45 (J)4820-0018 (Y)4880-0018 Junior's Sizes 3-8 Youth's Sizes 11-2 •001-Black •669-Brown Camo</p>	<p>YOUNG SNOGOOSE - Pg 44 (J)EPIC-J003 (Y)EPIC-Y003 Junior's Sizes 3-8 Youth's Sizes 11-2 •BK1-Black •BR3-Chocolate •WT1-White</p>	<p>CANADIAN - Pg 45 (J)SNTR-J005 (Y)SNTR-Y005 Junior's Sizes 3-8 Youth's Sizes 11-2 •NY1-Navy •BAE-Black Chocolate •GY2-Charcoal</p>	<p>FLAME - Pg 45 (J)4820-0220 (Y)4880-0220 Junior's Sizes 3-8 Youth's Sizes 11-2 •001-Black</p>	<p>See size chart on pg 34</p>	<p>ABBY - Pg 45 (J)4820-J001 (Y)4880-Y001 Junior's Sizes 3-8 Youth's Sizes 11-2 •BK1-Black •BR3-Chocolate</p>	<p>See size chart on pg 34</p>	<p>LEGEND - Pg 45 (J)SNTR-J006 (Y)SNTR-Y006 Junior's Sizes 3-8 Youth's Sizes 11-2 •BK1-Black •BR3-Chocolate •WT1-White •PL1-Plum</p>	<p>COURTNEY - Pg 45 (J)4820-J004 (Y)4880-Y004 Junior's Sizes 3-8 Youth's Sizes 11-2 •BK1-Black •BR3-Chocolate</p>
<p>ZONE - Pg 31 (M)SOFT-M006 Full Sizes 7-13 •BR1-Brown •BK1-Black •GY2-Charcoal</p>	<p>SMACK - Pg 31 (M)SOFT-M006 Full Sizes 7-13 •BK1-Black</p>	<p>ENERGIZE - Pg 31 (M)SOFT-M009 Full Sizes 7-13 •BK1-Black •YW1-Yellow</p>	<p>TREMBLANT - Pg 31 (W)SOFT-M010 Full Sizes 6-11 •BK1-Black •BR3-Chocolate •BR6-Sand</p>	<p>LEADER - Pg 32 (M)SOFT-M007 (W)SOFT-W007 Men's Sizes 7-14 Women's Sizes 6-11 (M) •BK1-Black •BR3-Chocolate (W) •BK1-Black •BR6-Sand •BL2-Polar Blue</p>	<p>SNOSPORT - Pg 32 (M)SOFT-M004 (W)SOFT-W004 Men's Sizes 7-14 Women's Sizes 6-11 •BK1-Black •BR6-Sand</p>	<p>MUSTANG - Pg 46 (J)4820-0068 (Y)4880-0068 Junior's Sizes 3-8 Youth's Sizes 11-2 Children's Sizes 5-10 •667-Chocolate Pink •403-Navy/Steel •001-Black</p>	<p>CANDY - Pg 46 (J)4820-J009 (Y)SNTR-Y009 Junior's Sizes 3-8 Youth's Sizes 11-2 Children's Sizes 5-10 •BR1-Brown •BL3-Powder Blue •PL1-Plum •BK1-Black</p>	<p>BLACK WIDOW - Pg 46 (Y)4880-0223 (Y)4880-0223 Youth's Sizes 11-2 •001-Black</p>	<p>See size chart on pg 34</p>	<p>SNOBEAR - Pg 46 (J)4820-0104 (C)4890-0104 Youth's Sizes 11-2 Children's Sizes 5-10 •667-Chocolate/Pink •025-Charcoal</p>	<p>See size chart on pg 34</p>	<p>SUSAN - Pg 46 (J)SNTR-J008 (Y)SNTR-Y008 (C)SNTR-C008 Junior's Sizes 3-8 Youth's Sizes 11-2 Children's Sizes 5-10 •BR3-Chocolate •WT1-White •CAB-Chocolate/Powder Blue •BL2-PolarBlue</p>	<p>BANDIT - Pg 46 (J)SNTR-J007 (Y)SNTR-Y007 (C)SNTR-C007 Junior's Sizes 3-8 Youth's Sizes 11-2 Children's Sizes 5-10 •NY1-Navy •BK1-Black •GY2-Charcoal •PL1-Plum</p>

BAFFIN

346 Arvin Avenue
Stoney Creek, Ontario, L8E 2M4
Phone: 905-664-3930
Fax: 905-664-0824
Customer Service: 1-800-387-5858
Email: sales@baffin.com

 **BAFFIN**
POLAR PROVEN

WWW.BAFFIN.COM