

## Run Faster, Pull Harder, Handle Better!

### 8 - 18 hp Aluminum Propellers w/ 2-1/2" Gearcase - MasterGuard Series




**Rascal Portable Series Aluminum Propellers** are designed with more blade area and fine tuned pitch progression to maximize all around performance.

| ENGINE BRAND - Variant splined shafts PROP shaft   | HUB |
|--|-----|
| <b>EVINRUDE® / JOHNSON®:</b> (13 spline) 2 stroke: 9.9hp, 15hp ('74 and newer) / 4 stroke: 8hp ('96 & newer) / 9.9hp, 15hp ('95-'01)                     | 202 |
| <b>EVINRUDE® / JOHNSON®:</b> (10 spline) 4 stroke: 9.9hp, 15hp (2002 and newer)  | 206 |
| <b>HONDA®:</b> (not for 8 Classic, pin drive) 8hp ('01 & newer) / 9.9hp, 15hp, 20hp  | 205 |
| <b>MERCURY® &amp; MARINER®:</b> (lock nut) 2 stroke: 6hp, 8hp, 9.9hp, 15hp, 4 stroke: 9.9hp ('95-04), 15 hp / Sea Pro/Marathon 10hp, 15hp                | 201 |
| <b>MERCURY® &amp; MARINER®:</b> cotter pin (14 spline shaft by Nissan) 4 stroke Bigfoot ('05 and newer): 8hp, 9.9hp / 4 stroke ('07 & newer): 15hp, 20hp | 207 |
| <b>NISSAN® &amp; TOHATSU®:</b> 2 stroke: 9.9 ('84-'05), 12 ('85-'88) / 15 & 18hp ('85-'05) / 4 stroke: 9.9hp, 15hp, 18hp, 20hp (14 spline)               | 207 |
| <b>SUZUKI®:</b> (10 spline TYPE M) DT 2 stroke: 9.9hp ('83-'87), 15hp, 15C / DF 4 stroke: 9.9hp, 15hp. note: does not fit DT 8C & 9.9C ('88-'97)         | 206 |
| <b>YAMAHA®:</b> 2 stroke & 4 stroke: 9.9hp, 15hp   | 205 |

| ENGINE BRAND - 12 spline PROP shaft  | HUB |
|--|-----|
| <b>NISSAN® &amp; TOHATSU®:</b> (12 spline) 2 & 4 stroke: 8hp, 9.8hp                      | 208 |
| <b>MERCURY® &amp; MARINER®:</b> (12 spline, cotter pin) 4 stroke ('05 & newer): 8, 9.9hp | 208 |

**1**



| ALUMINUM 3 BLADE |         |
|------------------|---------|
| DIA X PITCH      | PROP #  |
| 9 X 9            | R4-0909 |
| 9 X 10           | R4-0910 |

**2**

| ALUMINUM 3 BLADE |         |
|------------------|---------|
| DIA X PITCH      | PROP #  |
| 9 X 9            | R5-0909 |
| 9 X 10           | R5-0910 |



### 20 - 35 hp Aluminum Propellers w/ 3" Gearcase - MasterGuard Series



**Rascal Compact Series Aluminum Propellers** are designed with more blade area and fine tuned pitch progression to maximize all around performance.

| ENGINE BRAND - 10 spline PROP shaft; 14 spline shaft for Evinrude/Johnson  | HUB |
|--|-----|
| <b>EVINRUDE® / JOHNSON®:</b> 2 stroke: 20hp, 25hp ('84 & newer), 25hp commercial ('93 & newer), 30hp ('84 & newer), 35hp ('76 & newer) | 22  |
| <b>FORCE®:</b> 25hp ('95-'98)  | 21  |
| <b>MERCURY® &amp; MARINER®:</b> 9.9 Bigfoot, 15hp Bigfoot, 18hp ('80-'85), 20hp ('86 & newer), 25hp 2 stroke ('85 & newer)             | 21  |

| ENGINE BRAND - 10 spline PROP shaft  | HUB |
|--|-----|
| <b>HONDA®:</b> BF25, BF30  | 28  |
| <b>MERCURY® &amp; MARINER®:</b> ('06 & newer, cotter pin shaft) 4 stroke: 25hp, 30hp | 28  |
| <b>NISSAN® &amp; TOHATSU®:</b> 25hp, 30hp  | 28  |
| <b>YAMAHA®:</b> 2 stroke: 20hp, 25hp, 30hp / 4 stroke: 25hp                          | 25  |

| ENGINE BRAND - 10 spline PROP shaft  | HUB |
|--|-----|
| <b>EVINRUDE® / JOHNSON®:</b> 4 stroke: 25hp, 30hp                                      | 26  |
| <b>SUZUKI®:</b> '87 & newer: DT 2 stroke: 20, 25, 25C, 30, 30C DF 4 stroke: 25hp, 30hp | 26  |

**1**

| ALUMINUM 3 BLADE |         |
|------------------|---------|
| DIA X PITCH      | PROP #  |
| 10-1/2 X 11      | R1-1011 |
| 10-1/8 X 13      | R1-1013 |

**2**

| ALUMINUM 3 BLADE |         |
|------------------|---------|
| DIA X PITCH      | PROP #  |
| 10-3/8 X 11      | R2-1011 |
| 10-3/8 X 13      | R2-1013 |

**3**

| ALUMINUM 3 BLADE |         |
|------------------|---------|
| DIA X PITCH      | PROP #  |
| 10-1/2 X 11      | R3-1011 |
| 10-1/8 X 13      | R3-1013 |

| STAINLESS 3 BLADE |        |      |
|-------------------|--------|------|
| DIA X PITCH       | PROP # |      |
| 10-1/8 X 10       | 3120   | 1010 |
| 10-1/8 X 11       | 3120   | 1110 |
| 10-1/8 X 12       | 3120   | 1210 |
| 10-1/8 X 13       | 3120   | 1310 |
| 10-1/8 X 14       | 3120   | 1410 |
| 10-1/8 X 15       | 3120   | 1510 |
| 10-1/8 X 10       | 3121   | 1010 |
| 10-1/8 X 11       | 3121   | 1110 |
| 10-1/8 X 12       | 3121   | 1210 |
| 10-1/8 X 13       | 3121   | 1310 |
| 10-1/8 X 14       | 3121   | 1410 |
| 10-1/8 X 15       | 3121   | 1510 |
| 10-1/8 X 10       | 3122   | 1010 |
| 10-1/8 X 11       | 3122   | 1110 |
| 10-1/8 X 12       | 3122   | 1210 |
| 10-1/8 X 13       | 3122   | 1310 |
| 10-1/8 X 14       | 3122   | 1410 |
| 10-1/8 X 15       | 3122   | 1510 |

### 40 - 75 hp Aluminum & Stainless Props w/ 3-1/2" Gearcase - MasterGuard Series




**Hustler and Express Mid-Range Propellers** new designs are perfect for work boats, jon boats, pontoons and fishing boats.

| ENGINE BRAND - 13 spline PROP shaft   | HUB |
|---|-----|
| <b>EVINRUDE® / JOHNSON®:</b> DF 4 stroke 40hp, 50hp   | 11  |
| <b>FORCE®:</b> 40hp ('95-'98), 50hp ('95-'98), 70hp ('91-'95), 75hp ('96-'98)   | 11  |
| <b>HONDA®:</b> BF35, BF40, BF45, BF50, BF60   | 12  |
| <b>MERCURY® &amp; MARINER®:</b> *SEE 1 NOTE 4 stroke: 25hp Bigfoot / 30hp (94-05) / 40-60hp 2 stroke: 30hp(94 & newer) / 35, 45, 55 / 40, 50, 60 (77 & newer) / 70hp (83 & older) | 11  |
| <b>NISSAN® &amp; TOHATSU®:</b> 40C, 40D, 50D, 50C, 60A, 70A2, 60B, 70B  | 13  |
| <b>SUZUKI®:</b> '89 and newer: DT 2 stroke: 35C, 40, 50, 50M, 55, 60, 65; DF 4 stroke: 40hp, 50hp   | 11  |
| <b>YAMAHA®:</b> 2 stroke: 40hp to 55hp / 4 stroke: FT25hp High Thrust, 30hp to 60hp   | 12  |

| ENGINE BRAND - 13 spline PROP shaft   | HUB |
|---|-----|
| <b>EVINRUDE® / JOHNSON®:</b> 2 cyl.: 40hp, 48hp / 50hp (1975-2005) / 55hp (1976-79) / 60hp, 65hp (1980-85) 3 cyl. (with small gearcase): 75hp (1975-85), Sprint & Formula E | 12  |


**1**



| ALUMINUM 3 BLADE |         |
|------------------|---------|
| DIA X PITCH      | PROP #  |
| 12-1/2 X 8       | H1-1208 |
| 12 X 10-1/2      | H1-1210 |
| 10-7/8 X 11      | H1-1011 |
| 10-3/4 X 12      | H1-1012 |
| 10-1/2 X 13      | H1-1013 |
| 10-3/8 X 14      | H1-1014 |
| 10-1/8 X 15      | H1-1015 |

**2**

| ALUMINUM 3 BLADE |         |
|------------------|---------|
| DIA X PITCH      | PROP #  |
| 12-1/2 X 8       | H2-1208 |
| 12 X 10-1/2      | H2-1210 |
| 12-1/2 X 13      | H2-1213 |
| 12-1/4 X 15      | H2-1215 |
| 11-3/4 X 17      | H2-1117 |



| STAINLESS 3 BLADE |         |  |
|-------------------|---------|--|
| DIA X PITCH       | PROP #  |  |
| 12 X 9            | E1-1209 |  |
| 12 X 11           | E1-1211 |  |
| 12 X 13           | E1-1213 |  |
| 10-1/2 X 11       | E1-1011 |  |
| 10-1/2 X 12       | E1-1012 |  |
| 10-1/2 X 13       | E1-1013 |  |
| 10-1/2 X 14       | E1-1014 |  |
| 10-1/2 X 15       | E1-1015 |  |
| 12 X 9            | E2-1209 |  |
| 12 X 11           | E2-1211 |  |
| 12 X 13           | E2-1213 |  |
| 11-3/4 X 13       | E2-1113 |  |
| 11-3/4 X 15       | E2-1115 |  |
| 11-3/4 X 17       | E2-1117 |  |

1NOTE: If propeller strikes trim tab, replace with Mercury part# 822777A1 or 76214AS.  
 2NOTE: Mercury / Mariner (1977 and older) not available from Turning Point Propellers, Inc  
 3NOTE: If propeller strikes trim tab, replace with Yamaha part# 6E5-45371-10.  
 4NOTE: Add 2 inches of pitch for OEM replacement when select less than 14" dia. props.

Upgrade and replace Mercury<sup>®</sup> Flo-Torq<sup>®</sup>, Michigan Wheel<sup>®</sup> XHS<sup>®</sup>, Solas<sup>®</sup> Rubex hub kit systems. (w/ 4-1/4" & 4-3/4" Gearcases)

# Propeller Selection Chart

## Aluminum and Stainless Steel Propellers.



### 40-150 hp Aluminum & Stainless Propellers w/ 4-1/4" Gearcase



**Legacy and Patriot High Performance Series provide faster top end speeds, quicker hole shots, and secure handling. Built to out-perform OEM and other aftermarket propellers.**

| ENGINE BRAND - 15 spline PROP shaft  | HUB |
|--|-----|
| <b>FORCE<sup>®</sup></b> : 75hp (1999) / 90hp to 150hp (1995 & newer)  | 501 |
| <b>HONDA<sup>®</sup></b> : BF75, BF90 (1998 and older)   | 501 |
| <b>HONDA<sup>®</sup></b> : BF75, BF90 (1999 and newer) / BF115 / BF130   | 507 |
| <b>MERCURY<sup>®</sup> &amp; MARINER<sup>®</sup></b> : *SEE <sup>2</sup> NOTE (2 & 4 stroke)<br>40-60 Bigfoot / 70hp(87-89) / 75hp, 80hp(78-89), 90hp, 100hp, 115hp, 125hp, 140hp, 150 XR4/6 (thru 1993) | 501 |
| <b>NISSAN<sup>®</sup> &amp; TOHATSU<sup>®</sup></b> : 60C, 70C / 90hp to 140hp   | 505 |
| <b>YAMAHA<sup>®</sup></b> : SEE <sup>3</sup> NOTE High Thrust: T50 & FT60 / 2stroke: 60-100 / 4stroke: 75-100  | 500 |
| <b>YAMAHA<sup>®</sup></b> : SEE <sup>3</sup> NOTE 2stroke: 115hp to 130hp / 4stroke: 115hp   | 505 |



| ALUMINUM 3 BLADE |          | STAINLESS 3 BLADE |          |
|------------------|----------|-------------------|----------|
| DIA X PITCH      | PROP #   | DIA X PITCH       | PROP #   |
| 14 X 11          | LE1-1411 | 14 x 11           | PA1-1411 |
| 14 X 13          | LE1-1413 | 14 x 13           | PA1-1413 |
| 13-3/4 X 15      | LE1-1315 | 13-1/4 X 15       | PA1-1315 |
| 13-1/4 X 17      | LE1-1317 | 13-1/4 X 17       | PA1-1317 |
| 13-1/4 X 19      | LE1-1319 | 13-1/4 X 19       | PA1-1319 |
| 13-1/4 X 21      | LE1-1321 | 13-1/4 X 21       | PA1-1321 |

| ENGINE BRAND - 15 spline PROP shaft   | HUB |
|---|-----|
| <b>SUZUKI<sup>®</sup> / EVINRUDE<sup>®</sup> / JOHNSON<sup>®</sup></b> : *SEE <sup>4</sup> NOTE<br>DF90, DF115    | 509 |
| <b>SUZUKI<sup>®</sup> / EVINRUDE<sup>®</sup> / JOHNSON<sup>®</sup></b> : *SEE <sup>4</sup> NOTE<br>DF140 4 stroke | 501 |

| STAINLESS 3 BLADE LH |            | STAINLESS 3 BLADE RH |          |
|----------------------|------------|----------------------|----------|
| DIA X PITCH          | PROP #     | DIA X PITCH          | PROP #   |
| 14 X 17              | PA1-1417-L | 14 X 17              | PA1-1417 |
| 14 X 19              | PA1-1419-L | 14 X 19              | PA1-1419 |
| 14 X 21              | PA1-1421-L | 14 X 21              | PA1-1421 |
| 14 X 23              | PA1-1423-L | 14 X 23              | PA1-1423 |

| ENGINE BRAND - 13 spline PROP shaft   | HUB |
|---|-----|
| <b>EVINRUDE<sup>®</sup> / JOHNSON<sup>®</sup></b> :<br>2 cyl: 50hp ('71-'74) / 45 to 55hp commercial / 3 cyl: 55hp, 60hp, 65hp, 70hp, 75hp with large gearcase, 65hp commercial<br>4 cyl: 75hp, 85hp, 88hp, 90hp, 100hp, 110hp, 115hp, 120hp (1986-94), 125hp, 135hp (1973-76), 140hp (1977-84, 1986-94)<br>4 stroke: 60hp, 70hp / V4 Sea Drive 1.6L & 1.8L<br>E-TEC: 40hp, 50hp, 60hp, 75hp / 90hp & 115hp (20" shaft) | 503 |
| <b>OMC<sup>®</sup> COBRA 400</b> : Cobra 400:stern drives 2.3 to 3.0L (1978-89)   | 503 |
| <b>SUZUKI<sup>®</sup></b> : '89 & newer DT 2 Stroke: 75hp to 140hp<br>DF 4 Stroke: 60hp, 70hp   | 506 |



| ALUMINUM 3 BLADE |          | STAINLESS 3 BLADE |          |
|------------------|----------|-------------------|----------|
| DIA X PITCH      | PROP #   | DIA X PITCH       | PROP #   |
| 14 X 11          | LE2-1411 | 14 x 11           | PA2-1411 |
| 14 X 13          | LE2-1413 | 14 x 13           | PA2-1413 |
| 13-3/4 X 15      | LE2-1315 | 13-1/4 X 15       | PA2-1315 |
| 13-1/4 X 17      | LE2-1317 | 13-1/4 X 17       | PA2-1317 |
| 13-1/4 X 19      | LE2-1319 | 13-1/4 X 19       | PA2-1319 |
| 13-1/4 X 21      | LE2-1321 | 13-1/4 X 21       | PA2-1321 |

### 135-300 hp Aluminum & Stainless Propellers w/ 4-3/4" Gearcase



**Legacy, Patriot, and Voyager High Performance Series provide faster top end speeds, quicker hole shots, and secure handling. Built to out-perform OEM and other aftermarket propellers.**

| ENGINE BRAND - 15 spline PROP shaft; 19 SPLINE SHAFT FOR VOLVO PENTA   | HUB |
|--|-----|
| <b>EVINRUDE<sup>®</sup> / JOHNSON<sup>®</sup></b> :<br>V4 with V6 large gearcase: 100hp commercial, 120hp (1985), 130hp (1995-96), 140hp (1985) / 115 & 130hp Pleasure ('95 & newer)<br>E-TEC: 90hp & 115hp (25" shaft) / 135hp to 250hp<br>V6: 135 to 250hp / V6 Sea Drives: 2.0 to 3.0L<br>V8: 250 to 300hp / V8 Sea Drives: 3.6 to 4.0L | 502 |
| <b>HONDA<sup>®</sup></b> : BF135, BF150, BF200, BF225  | 507 |
| <b>MERCURY<sup>®</sup> &amp; MARINER<sup>®</sup></b> :<br>V6 135 to 300hp (not for Pro XS), Verado 135-275hp   | 501 |
| <b>MERCUISER<sup>®</sup></b> : SEE <sup>1</sup> NOTE Alpha One & Bravo One ('83 & newer)   | 501 |
| <b>OMC<sup>®</sup> COBRA 800 &amp; KING COBRA</b> : 15 spline<br>3.0 - 7.5L / 454 / 502 King   | 502 |
| <b>SUZUKI<sup>®</sup></b> : DT 2 stroke: 150hp to 225hp  | 507 |
| <b>SUZUKI<sup>®</sup></b> : DF 4 stroke: 150hp to 300hp (use Voyager 16" dia. propellers)  | 507 |
| <b>VOLVO<sup>®</sup> PENTA SX &amp; OMC SX COBRA</b> , 19 spline prop shaft ('94 and newer) (not available for Volvo DuoProp or Aquamatic drives)  | 504 |
| <b>YAMAHA<sup>®</sup></b> : 150 to 250hp outboards / stern drives 3.0 to 7.4L  | 505 |



| ALUMINUM 3 BLADE |         | STAINLESS 3 BLADE - RH |         |
|------------------|---------|------------------------|---------|
| DIA X PITCH      | PROP #  | DIA X PITCH            | PROP #  |
| 15-1/4 X 15      | LE-1515 | 14-1/4 X 17            | PA-1417 |
| 14-1/4 X 17      | LE-1417 | 14-1/4 X 19            | PA-1419 |
| 14-1/4 X 19      | LE-1419 | 14-1/4 X 21            | PA-1421 |
| 14-1/4 X 21      | LE-1421 | 14-1/4 X 23            | PA-1423 |
| 14-1/4 X 23      | LE-1423 |                        |         |



| ALUMINUM 4 BLADE |           | STAINLESS 3 BLADE - LH |           |
|------------------|-----------|------------------------|-----------|
| DIA X PITCH      | PROP #    | DIA X PITCH            | PROP #    |
| 14 X 17          | 2150 1730 | 14-1/4 X 17            | PA-1417-L |
| 14 X 19          | 2150 1930 | 14-1/4 X 19            | PA-1419-L |
| 14 X 21          | 2150 2130 | 14-1/4 X 21            | PA-1421-L |
|                  |           | 14-1/4 X 23            | PA-1423-L |

| STAINLESS 4 BLADE |           |
|-------------------|-----------|
| DIA X PITCH       | PROP #    |
| 14 X 15           | PA-1415-4 |
| 14 X 17           | PA-1417-4 |
| 14 X 19           | PA-1419-4 |
| 14 X 21           | PA-1421-4 |
| 14 X 23           | PA-1423-4 |

### Large diameter propellers for Offshore, Bay, and Cabin Cruiser boats.

SUZUKI 4 STROKE PROPELLERS

| STAINLESS 4 BLADE - RH |           |
|------------------------|-----------|
| DIA X PITCH            | PROP #    |
| 14-1/2 X 17            | VO-1417-4 |
| 14-1/2 X 19            | VO-1419-4 |
| 14-1/2 X 21            | VO-1421-4 |
| 14-1/2 X 23            | VO-1423-4 |

| STAINLESS 3 BLADE - RH |         |
|------------------------|---------|
| DIA X PITCH            | PROP #  |
| 15 X 15                | VO-1515 |
| 15 X 17                | VO-1517 |
| 15 X 19                | VO-1519 |
| 15 X 21                | VO-1521 |

| STAINLESS 3 BLADE - RH |         |
|------------------------|---------|
| DIA X PITCH            | PROP #  |
| 16 X 17                | VO-1617 |
| 16 X 19                | VO-1619 |
| 16 X 21                | VO-1621 |
| 16 X 23                | VO-1623 |

| STAINLESS 4 BLADE - LH |            |
|------------------------|------------|
| DIA X PITCH            | PROP #     |
| 14-1/2 X 17            | VO-1417-4L |
| 14-1/2 X 19            | VO-1419-4L |
| 14-1/2 X 21            | VO-1421-4L |
| 14-1/2 X 23            | VO-1423-4L |

| STAINLESS 3 BLADE - LH |           |
|------------------------|-----------|
| DIA X PITCH            | PROP #    |
| 15 X 15                | VO-1515-L |
| 15 X 17                | VO-1517-L |
| 15 X 19                | VO-1519-L |
| 15 X 21                | VO-1521-L |

| STAINLESS 3 BLADE - LH |           |
|------------------------|-----------|
| DIA X PITCH            | PROP #    |
| 16 X 17                | VO-1617-L |
| 16 X 19                | VO-1619-L |
| 16 X 21                | VO-1621-L |
| 16 X 23                | VO-1623-L |

Mercury<sup>®</sup>, Mariner<sup>®</sup>, Force<sup>®</sup>, MerCruiser<sup>®</sup>, and Alpha One<sup>™</sup> are registered trademarks of Brunswick Corporation. Evinrude<sup>®</sup>, Johnson<sup>®</sup> and Cobra<sup>®</sup> are registered trademarks of BRP US, Inc. Suzuki<sup>®</sup> is a registered trademark of American Suzuki Motor Corporation. Tohatsu<sup>®</sup> is a registered trademark of Tohatsu Corp. Nissan<sup>®</sup> is a registered trademark of Nissan Marine. Volvo<sup>®</sup> is a registered trademark of AB Volvo Penta. Honda<sup>®</sup> is a registered trademark of American Honda Motor Co., Inc. Yamaha<sup>®</sup> is a registered trademark of Yamaha Motor Corporation, U.S.A.